

CADDO MOUNDS
ON THE REBOUND

THE TAMALE-LOVING
LONGHORN

OUR PIES OFFER
A SLICE OF HEAVEN

Texas Coop Power

FOR FAYETTE EC MEMBERS

MARCH 2025

The Greatest Mettle

Museum in Arlington
celebrates Medal of Honor
recipients' heroics





CRUISE THE MIGHTY MISSISSIPPI RIVER

Your All-Inclusive Lower Mississippi River Cruise Includes:

- ★ 9-day/8-night exploration
- ★ 7 ports of call with guided excursion options at each
- ★ All onboard meals and our signature evening cocktail hour
- ★ Full enrichment package with guest speakers and nightly entertainment
- ★ Newest fleet of ships with just 90 to 180 guests
- ★ All tips and gratuities

*America's #1
River Cruise Line*



Call today

800-459-2596

to request a
free Cruise Guide

March 2025



10

06 Home of the Brave

The long-awaited National Medal of Honor Museum in North Texas tells the stories of our nation's greatest heroes.

By Cyndy Irvine

A Journey of Resilience

Caddo Mounds State Historic Site builds community while rebuilding itself after a devastating 2019 tornado.

Story and photos by Anna Mazurek

04

Currents

The latest buzz

05

TCP Talk

Readers respond

16

Co-op News

Information plus energy and safety tips from your cooperative

25

Footnotes in Texas History

Sancho's Long Road
By W.F. Strong

26

TCP Kitchen

Pies, Pies, Pies
By Vianney Rodriguez

30

Hit the Road

Heaven in Houston
By Chet Garner

33

Focus on Texas

Photo Contest: Small Spaces

34

Observations

Nanny's Blessing
By Shane Torno

ON THE COVER

The late George "Bud" Day received a Medal of Honor after his F-100, like the one behind him in Houston, was shot down over Vietnam.

Photo by Robert Seale

ABOVE

Exhibits at Caddo Mounds.

Photo by Anna Mazurek

Women's History Month



THOSE RED AND WHITE signs herald a grocery chain that has grown to more than 435 stores in Texas and Mexico since its founding in 1905 in the Hill Country.

Howard E. Butt is credited with launching the H-E-B empire, but the family's first store was the creation of his mother.

Florence Butt, above, was the mother of three young sons and wife of a pharmacist unable to work because of tuberculosis. She invested \$60 to open C.C. Butt Grocery, named for her husband, on Main Street in Kerrville.

Howard took over the store in 1919 after he returned from World War I.



TCP Contests and More

ENTER CONTESTS AT
TEXASCOOPPOWER.COM



\$500 RECIPE CONTEST
Beefy Burgers

FOCUS ON TEXAS PHOTOS
Catch of the Day

RECOMMENDED READING
Texas Independence Day is March 2. Read *Texas Independence* from March 2016 to learn more about the birthplace of a nation. Find it at TexasCoopPower.com.

“Texas has yet to learn submission to any oppression, come from what source it may.”

—SAM HOUSTON

FINISH THIS SENTENCE

Making my bed every morning is ...

TCP Tell us how you would finish that sentence. Email your short responses to letters@TexasCoopPower.com or comment on our Facebook post. Include your co-op and town.

Here are some of the responses to our January prompt: **The best year of my life was ...**

When my brother (now deceased) came home safe from the Vietnam War.

SUSAN MARTIN
SAN PATRICIO EC
THREE RIVERS

When I figured out that happiness is just a state of mind.

ADRIAN MAUI SCLAWY
HOUSTON COUNTY EC
ELKHART

The year I married the girl of my dreams—52 years ago.

STEVE BAILEY
PENTEX ENERGY
GAINESVILLE

2012, when I moved to Texas to join the love of my life after being apart for almost 40 years.

TOM DIFRANCESCA
NUECES EC
BISHOP

Visit our website to see more responses.

JANUARY 2025 Our Nosy New Neighbors

“As a child, I remember spotting black bears as far east as Waco. My mom told me their favorite drink was Dr Pepper.”

GLORIA CURRIN
WOOD COUNTY EC
VAN



JARED MARKGRAF

Can We All Get Along?

I checked out the videos from Rancho Ursa Major and was captivated by them [Our Nosy New Neighbors, January 2025]. I hope the black bears continue to thrive and that humans will be able to coexist with them.

Betsy Drapela
Pedernales EC
Boerne

Know what to do when encountering a mother with her cubs. If the cubs are scurrying up a nearby tree, try not to lose sight of the mother.

Back yourself slowly out of the area. Do not run until well clear of the area. The article mentioned carrying bear spray: excellent advice.

Frank Ott
Concho Valley EC
Eola

Easing Into Y2K

I spent New Year’s Eve 1999 at home logged into my work’s network watching Y2K come into our sites overseas, beginning with Japan—midnight their time, 9 a.m. Dallas time [Black-Eyed Peace, December 2024]. All systems were up and running.

I informed my boss. He told me to continue to monitor. Taiwan and the Philippines were next. Again, all systems up and running.

This continued until our Germany and France sites hit midnight, 5 p.m. Dallas time. All systems up and running.

My boss told me to enjoy the rest of my New Year’s Eve with my family.

Mark Murray
Farmers EC
McLendon-Chisholm

Not Asking Too Much

Loved this [Dear Santa, December 2024]. What a wonderful and simple time.

Laneta Beach
Via Facebook



CHRIS WORMELL

TCP WRITE TO US
letters@TexasCoopPower.com

Editor, Texas Co-op Power
1122 Colorado St., 24th Floor
Austin, TX 78701

Please include your electric co-op and town. Letters may be edited for clarity and length.

Facebook Instagram Twitter YouTube LinkedIn Texas Co-op Power

TEXAS ELECTRIC COOPERATIVES BOARD OF DIRECTORS

Chair Avan Irani, Robstown
Vice Chair Bryan Wood, San Augustine
Secretary-Treasurer Cameron Smallwood, Burleson
Board Members Dale Ancell, Lubbock
Matt Bentke, Bastrop • Kerry Kelton, Navasota • Mark McClain, Roby

PRESIDENT/CEO Mike Williams, Austin

COMMUNICATIONS & MEMBER SERVICES COMMITTEE
Mike Ables, Bellville • Kathi Calvert, Crockett
Marty Haught, Burleson • Tachi Hinojosa, Fredericksburg • Gary Miller, Bryan
Zac Perkins, Hooker, Oklahoma • Bryan Story, Blossom • Buff Whitten, Eldorado

MAGAZINE STAFF

Vice President, Communications & Member Services Martin Bevinis
Editor Chris Burrows
Associate Editor Tom Widlowski
Production Manager Karen Nejtek
Creative Manager Andy Doughty
Advertising Manager Elaine Sproull
Communications Specialist Samantha Bryant
Digital Media Specialist Caytlyn Calhoun
Senior Designer Stacy Coale
Assistant Production Manager Alex Dal Santo
Print Production Specialist Grace Fultz
Food Editor Vianney Rodriguez
Communications Specialist Erin Sinclair
Communications Specialist Claire Stevens
Proofreader Louie Bond

TEXAS CO-OP POWER Volume 81, Number 9 (USPS 540-560). Texas Co-op Power is published monthly by Texas Electric Cooperatives. Periodical postage paid at Austin, TX, and at additional offices. TEC is the statewide association representing 76 electric cooperatives. Texas Co-op Power’s website is TexasCoopPower.com. Call (512) 454-0311 or email editor@TexasCoopPower.com.

SUBSCRIPTIONS Subscription price is \$5.11 per year for individual members of subscribing cooperatives and is paid from equity accruing to the member. If you are not a member of a subscribing cooperative, you can purchase an annual subscription at the nonmember rate of \$7.50.

Co-op members: Please notify your co-op of address changes or other subscription requests.


POSTMASTER Send address changes to Texas Co-op Power (USPS 540-560), 1122 Colorado St., 24th Floor, Austin, TX 78701. Please enclose label from this copy of Texas Co-op Power showing old address and key numbers.

ADVERTISING Contact Elaine Sproull at (512) 486-6251 or esroull@texas-ec.org for information about purchasing display ad space in Texas Co-op Power and/or in our 26 sister publications in other states. Advertisements in Texas Co-op Power are paid solicitations. The publisher neither endorses nor guarantees in any manner any product or company included in this publication.

COPYRIGHT All content © 2025 Texas Electric Cooperatives Inc. All rights reserved. Reproduction of this issue or any portion of it is expressly prohibited without written permission. Willie Wire-hand © 2025 National Rural Electric Cooperative Association.



HOME *of the* BRAVE



RECIPIENT: **SPC. JAMES C. MCCLOUGHAN**
BRANCH: **ARMY**
COMBAT: **VIETNAM WAR**

Among his heroics as a combat medic in May 1969, the private first class was hit twice by small arms fire and shrapnel from a grenade—bleeding heavily—as he rescued multiple wounded comrades.



RECIPIENT: **LT. COL. WILLIAM D. SWENSON**
BRANCH: **ARMY**
COMBAT: **AFGHANISTAN WAR**

The captain's combat team was ambushed in September 2009. His exceptional leadership and stout resistance against the enemy during six hours of continuous fighting rallied his teammates and effectively disrupted the enemy's assault.

The long-awaited National Medal of Honor Museum in North Texas tells the stories of our nation's greatest heroes



RECIPIENT: MAJ. GEN. PATRICK HENRY BRADY
BRANCH: ARMY
COMBAT: VIETNAM WAR

Maj. Brady used three helicopters in one January 1968 day to evacuate 51 seriously wounded comrades. One aircraft was heavily damaged, and his missions encountered close-range enemy fire and descended through heavy fog and smoke.

BY CYNDY IRVINE



distinctive, boxy building under construction for the past three years in Arlington's entertainment district is not another sports arena or entertainment complex. Instead, in stark contrast to its glitzier surroundings, this structure's solemn purpose is to pay tribute to American heroes who have displayed exceptional courage under fire.

Heroes like Marine Corps 2nd Lt. George Herman O'Brien Jr., who charged through a hail of gunfire during the Korean War, fighting while injured and holding the line for hours. Like Army Sgt. James Marion Logan, who singlehandedly captured a German machine-gunner emplacement during World War II. Like John E. "Jackie" Kilmer, a Navy hospital corpsman who died using his body to shield an injured comrade during the Korean War.

The National Medal of Honor Museum will tell their important stories and those of many others. The much-anticipated national landmark is a tribute to recipients of our nation's highest and most prestigious military award for valor.

After a nationwide search, Arlington, in the Metroplex, was chosen in 2019 as the ideal setting due to its easy accessibility and location near the center of the country. Construction began in March 2022, and the grand opening is set for March 25, National Medal of Honor Day.

"We knew it is important for the museum to be located in an area which already has significant foot traffic and an infrastructure for supporting tourism," says Cory Crowley, executive vice president of the National Medal of Honor Museum Foundation. "Finally, we knew Texas has a strong and patriotic philanthropic base of generous individuals, families and corporations with whom this project would resonate."

Through an international competition, renowned architect Rafael Viñoly (who has since died) submitted the winning design for the museum. He reportedly was inspired by the heavy burden carried by members of the U.S. military and envisioned a large slab formation supported by five columns, each representing a branch of the military.

PORTRAITS: ROBERT SEALE; NOVEMBER 2024. LE MERIDIEN DALLAS. THE STONELEIGH



ALL IMAGES THIS SPREAD COURTESY NATIONAL MEDAL OF HONOR MUSEUM

The museum’s dramatic structure follows Viñoly’s vision. Entry is through a spacious open-air rotunda encircled by the five concrete megacolumns that bear the primary building structure 40 feet overhead. Two glass elevators and a double helix of staircases lead to the upper level.

Inside, visitors will find galleries housing an extensive collection of personal mementos, compelling artifacts (including a fully restored Vietnam-era Huey helicopter), and state-of-the-art exhibits that tell the history of the Medal of Honor and the stories of the heroes who earned it.

Powered by a database of hundreds of hours of recorded video interviews, generative artificial intelligence will enable visitors to hold interactive conversations with medal recipients and hear their stories brought to life.

“Our museum is focused on collecting artifacts that will share the full history of the Medal of Honor, from its beginnings during the Civil War to modern day,” says Greg Waters, director of curatorial affairs. “The collections continue to grow as we bring in additional artifacts that will help us

ABOVE A nighttime rendering of the National Medal of Honor Museum designed by renowned architect Rafael Viñoly. The structure rests 40 feet high on five columns, each representing a branch of the military.

BELOW Entry is through a spacious open-air rotunda. Two glass elevators and a double helix of staircases lead to the upper level.

inspire our future visitors with these incredible Medal of Honor stories.”

The more than 100,000-square-foot complex, set on five acres alongside a small lake, includes a tranquil green space for reflection, an event center for memorials and ceremonies, an outdoor amphitheater, and the National Medal of Honor Griffin Institute.

The institute, with its 220-seat theater and conference center, will offer outreach programs and educational opportunities for all ages. “It’s one way we can live our mission to inspire, equip and connect people around the values inherent in the Medal of Honor—so everyone can live and lead with honor,” says Anthony Brock, executive director of the institute.

To receive the Medal of Honor, a recipient must have shown exceptional courage in combat, often risking their life beyond the call of duty. The medal is conferred by congressional approval only after an extensive review of supportive evidence and at least two eyewitness accounts documenting the heroic actions.

The president typically presents the medal in a formal White House ceremony before family members and invited guests. The medal is recognizable as a five-pointed star attached to a light blue neck ribbon—with slight variations in design between the military branches.

The Medal of Honor originated during the Civil



War when President Abraham Lincoln signed legislation creating the award in 1861 for Navy personnel and in 1862 for Army soldiers to honor “gallantry in action” during combat activities. Congress then established the Medal of Honor as a permanent decoration in 1863.

While more than 41 million Americans have served in the military all-time and more than 2 million have earned Purple Hearts, just 3,547 Medals of Honor have been conferred in more than 160 years. There are 19 double-recipients.

More than 600 of the medals have been awarded posthumously—a testament to the sacrifice required for the honor. Seventy-seven Medals of Honor have been awarded to Texans. Today there are 61 total living recipients across the U.S.

Retired Staff Sgt. Clint Romesha of Minot, North Dakota, who received the Medal of Honor for heroism in Afghanistan, says his medal was “not given for a day that went easy.”

“It’s a very personal thing, this museum,” the Army veteran says. “It’s not just highlighting the legacy of the medal and the recipients themselves, but it really shows the root and the values of the medal for all. ... It will share [the medal’s story] with the American people and constantly remind them that freedom isn’t free.”

The \$210 million museum is primarily funded by generous donations from private individuals, foundations and corporations. Jerry Jones, owner of the Dallas Cowboys, a neighbor of the museum, contributed \$20 million.

“This is not a war museum or a history museum,” Crowley says. “It is a biography museum, which will leave visitors with the understanding we are all born with the potential to be extraordinary and we all have the opportunity to be heroes in our own communities, families or vocations.”

For O’Brien—who was promoted to major as a member of the Marine Corps Reserve and later returned to West Texas



Did You Know?

Only one woman has ever been awarded the Medal of Honor: Mary Edwards Walker, who served as a Union Army surgeon during the Civil War.

Only one president has a Medal of Honor: Theodore Roosevelt, for his service during the Spanish-American War.

Nineteen Americans have been awarded two Medals of Honor.

The youngest Medal of Honor recipient, Willie Johnston, earned the award as an 11-year-old drummer during the Civil War.

Milton M. Holland, an African American from Panola County or Austin (sources vary), was the first Texas-born recipient of the Medal of Honor, for assuming command of a Union company during the Civil War.

Two Texans, Army Lt. Col. Robert G. Cole of Fort Sam Houston and Marine Pfc. Charles Howard Roan—both Medal of Honor recipients—died on the same day, Sept. 18, 1944, in separate actions during World War II.

It is illegal to wear someone else’s Medal of Honor.

There are three medal variants, as shown. Members of the Marine Corps and Coast Guard are eligible to receive Department of the Navy recognition.

to live and work—the medal represented so much more than his own sacrifice.

“This medal’s not mine. It belongs to those kids who never grew up to be grandfathers,” he said before he died in Midland in 2005. “It’s in trust, and I hope I wear it well.” ■

A Journey of Resilience

Caddo Mounds State Historic Site builds community
while rebuilding itself after a devastating 2019 tornado



STORY AND PHOTOS BY ANNA MAZUREK

On April 13, 2019, 80 people were celebrating Caddo Culture Day at Caddo Mounds State Historic Site, a pre-Columbian village and ceremonial center near Nacogdoches, in East Texas. Members of the Caddo Nation had traveled from several states to attend the festivities that included traditional dance and music performances, guided hikes, and artist exhibits—when tragedy struck.

A powerful storm system had unleashed multiple tornadoes early that afternoon, including one that swept directly over Caddo Mounds, even as visitors sought shelter in an interior room of the visitor center. A passerby was killed, and collapsing walls paralyzed one survivor and left others seriously injured.

“The shock of the 2019 tornado is unique to each individual who was present that day,” says Rachel Galan, assistant site manager. “Caddo citizen Tracy Burrows described the response of all of those there that day as a tribal response. With three hours before outside first responders were on the scene, all those on-site and the community around us took care of each other.”

But the healing process for the Caddo community took much longer and required a great measure of hard work.

Finally, on May 18, 2024, another gathering celebrated the grand reopening of a new 5,150-square-foot visitor center. Rebuilding became a pathway to recovery for the survivors, strengthening the Caddo connection to the site and to each other, and shaping the site’s future.

OPPOSITE The site’s traditional grass house was rebuilt thanks to efforts from the Caddo Nation and the Texas Historical Commission.

ABOVE The rebuilt visitor center includes tribal replicas and exhibits. It also has tornado shelters.



Caddo History

By the year 800, the Caddo people were firmly established near the Neches River in present-day East Texas, anthropologists say, due to the abundance of food and fertile soil for agriculture.

While Caddo territory is mainly centered around the Red River Valley, in Arkansas, Louisiana, Oklahoma and Texas, archaeological finds at the Caddo Mounds site—copper sourced from the Great Lakes and shells from the Gulf Coast—illustrate their vast trade network, which included the El Camino Real de los Tejas.

“This trail network has been appropriated as a Spanish-Euro western trail system, which is actually a network that was created over centuries, if not millennia, that connects Caddo all the way up to the Great Lakes with copper and Cahokia Mounds, Spiro Mounds and all the way down into Mexico City and over to Santa Fe,” says Lauren Toho-Murrow Haupt, an Indigenous anthropologist and citizen of the Caddo Nation of Oklahoma.

“These were really wide networks of trade that really speak to how diverse Caddo were and how influential we were.”

The Caddo even influenced the name of the Lone Star State. “Texas comes from the Caddo word *tejas*, which means friend,” she explains.

Many centuries after the Caddo became established in the area, pressure from Anglo colonization efforts increased, and the Caddo were forced to leave Texas for Oklahoma in the 1850s. Today the Caddo Nation is headquartered in Binger, Oklahoma.

In 1982, a portion of the ancestral home of the Caddo Nation became the 397-acre Caddo Mounds State Historic Site, which is owned and overseen by the Texas Historical Commission.

The grounds include a section of the El Camino Real de los Tejas and three earthen mounds created about 1,000 years ago—one for burials, one for ceremonies and a third, a low platform, that doubled as a plaza space for meetings and gatherings. The mounds were one of the few features to survive the tornado unscathed.

Rising Again

The Caddo term for a tornado experience is *shahó*, a word shared with the nation by Alaina Tahlate, a Caddo Nation citizen and language preservationist—and a survivor of the tragedy.

“That’s one of the gifts of that kind of tragedy—that shared experience,” explains Galan, whose husband, archaeologist Victor Galan, was paralyzed as a result of the tornado. “For many of us, it just deepened our relationship to the place and our commitment to the place.”

One of the main efforts of the restoration was rebuilding the site’s replica grass house, originally constructed in 2016. Traditionally, a grass house would have been built in a day, but the fundraising and rebuilding process after the tornado took roughly 18 months due to the pandemic, weather and supply shortages.

Five female Caddo apprentices were hired to rebuild the house with funding from the Texas Historical Commission and Friends of Caddo Mounds, an advisory nonprofit that supports the site.

Caddo society is matriarchal, with women being central to social organization, and matrilineal, with family lineage traced from the mother’s side. While choosing female apprentices wasn’t necessarily planned, Toho-Murrow Haupt, one of the apprentices, considers it “reflective of the significance of female participation through all dimensions of Caddo culture.”

Rachel Galan recalls the “really powerful experience” of witnessing the rebuilding process and “having the house rise again” thanks to the five apprentices—Toho-Murrow Haupt, Jackie Bullard, Kay O’Neal, Katelyn De Anne Polly and Debbie Turner.

Traditional Caddo houses are beehive-shaped structures with a tiered, multilayered exterior and a pointed top. “The grass houses were the place that the families came together,” Toho-Murrow Haupt says. “It’s where children got to listen to stories in the winter ... they were a place of connection.”

A hundred volunteers—Caddo and non-Indigenous—donated time and labor to assist through the nine-month rebuilding process. The grass house was completed in 2022.

“That’s one of the gifts of that kind of tragedy—that shared experience. For many of us, it just deepened our relationship to the place and our commitment to the place.”

“It was a special process of engaging in the matriarchy rite of looking to an elder to guide us maternally through the process and nurture and facilitate this growth of a house, which eventually became a home,” Toho-Murrow Haupt says.

“To be doing Caddo things with Caddo people was a really special experience that I wish every Indigenous person got to have. It was making new relationships and hearing stories from people I’d never met before.”

Lasting Commitment

The completion of the \$2.5 million visitor center was also part of the first phase of the reconstruction efforts. The interior roof features a conical dome mirroring the structural shape of the grass house. The center includes tornado shelters and a berm for safety.

The site is currently raising money to build an education activity center, cisterns for rainwater collection and an open area for workshops and programs.

In addition, Galan has implemented a braided land conservation plan that weaves together Western-based science with traditional ecological knowledge acquired by Indigenous groups over generations.

The first programs “center on the revitalization and preservation of Caddo traditions: pottery, split-cane basket making, tending wild spaces and more that have led to nonextractive opportunities for Caddo citizens along with unique learning opportunities for visitors,” Galan says.

The programming includes weekend talks and workshops



ABOVE The exterior of the new visitor center was designed to blend into the natural environment with a self-weathering steel roof intended to mirror the shape of the Caddo mounds.

LEFT Archaeological excavations at the 20-foot burial mound, one of three earthen mounds on the site, revealed 90 bodies in roughly 30 burial pits.

such as ancient pottery techniques and the cultural importance of bead art. Educational activities include a free six-day family experience held over a series of three consecutive weekends and a six-week family garden camp.

These events are just one more way that shahó has brought more Caddo people to the site and increased their involvement while also bridging the gap between Indigenous and non-Indigenous visitors.

“By creating opportunities for authentic partnerships between Caddo citizens and the site, engaging Caddo citizens with the goal of being less extractive, and supporting cultural revitalization and preservation efforts, we have witnessed how an increase in Caddo participation with Caddo Mounds State Historic Site directly impacts visitation and interest in the site,” Galan says.

Caddo Mounds attracted 6,756 visitors last year—a 33% increase over 2023, with a notable bump after the rebuilding of the grass house and reopening of the visitor center.

Sustainability and land conservation are an integral theme of these new initiatives and a vital part of Caddo culture. Toho-Murrow Haupt says the Caddo coevolved with the land and maintained a healthy and balanced ecosystem.

“To truly live sustainably means to not leave a mark,” she says. “It means to allow for the full process of returning to the earth and completing that cycle.”

Though structures like the grass house are impermanent, the 2019 tragedy showed that the Caddo Nation and community’s commitment to the site is everlasting. ■

Myth Busting with Geothermal Heat Pumps

by Brian Shaw, Texas Territory Manager
WaterFurnace

“Well, you could have a geothermal heat pump, but...”

...You Need a Bunch of Land

As one old timer put it, “If you have a lawn mower, then I can put in a geo unit.” With numerous options for the underground loop systems, that’s actually true. A vertical loop is often installed under driveways or even 10’ x 10’ patches of ground. There are many other options including using an existing water well, a pond, or if in fact you have more than ½ an acre, a long horizontal ditch is a great solution. If you Google “ground heat exchanger options” you will find a variety of solutions that might work for you.

...It Isn’t Safe

Since geothermal heat pumps are 100% electrical, there is no combustion of gas or oil in the home for heating. So, there’s no chance of smelly fumes, explosions, or carbon monoxide poisoning. Because heat pumps are certified by independent laboratories, they include safety cutoff switches for every circuit in the system.



A geothermal unit easily integrates into your current heating and cooling system.



When using a geothermal unit, about 75% of the heating and cooling energy comes from the earth.

...Electric Heat is Expensive to Operate

Some geo systems are installed with electric strip heat for extreme cold weather. And yes, that can add to your electric bill. However, modern systems are designed to operate without backup heat down to extremely low temperatures. And if your underground system (the “loop”) is sized right, no back up heat is needed at all.

...It’s Too Expensive to Install

Installing geothermal heating and

cooling for your home or building is an investment, no doubt about it.

Geo system owners quickly realize their systems are saving so much money they are recouping their investments in 5-7 years. With the 30% tax credit and other incentives geo can even cost less than a new boiler or HVAC system to install. When you consider the loop will outlive anyone alive today and the heat pump will deliver twice the useful life of most alternatives, that makes for a much more attractive investment.

WATERFURNACE UNITS QUALIFY FOR A 30% FEDERAL TAX CREDIT²

State of Texas

MONTHLY AVERAGE¹

\$53

for Geothermal Heating & Cooling



Symphony Insight

With WaterFurnace, the average Texan pays \$53/mo. to provide heating, cooling and hot water for their home.

WaterFurnace homeowners across the country are reaping the benefits of geothermal heat pumps by utilizing the unlimited reservoir of stored solar energy underground. A WaterFurnace geothermal system taps into this free and renewable resource to provide savings of up to 70% on heating, cooling, and hot water—with a comfort you have to experience to believe. Right now you can save thousands on installation thanks to a 30% federal tax credit². Contact our WaterFurnace Concierges Team to learn more today!



visit waterfurnace.com/TexasPower

WaterFurnace is a registered trademark of WaterFurnace International, Inc. ©2024 WaterFurnace International Inc.

1. 14.5¢ kWh - June 2024 Texa's Monthly Electricity Rate Average | Actual data powered by Symphony

2. ENERGY STAR rated units qualify for 30% through 2032, 26% through 2033 and 22% through 2034



Fayette EC Announces Rate Changes To Support Growth and Improvements

MESSAGE FROM GENERAL MANAGER

DOUG LAMBERT

FAYETTE ELECTRIC COOPERATIVE'S retail base rates have been periodically adjusted over the years, and it's now necessary to do so again to maintain financial stability and continue providing affordable, reliable power to our members.

Base rates are the basic charges in each rate class' rate schedule, before adjustments or add-ons such as the power cost pass-through and taxes.

Reasons for a Rate Increase

Operating expenses. Prices for materials, equipment, fuel, labor, insurance and other operating costs have continued to increase over the years, especially during the recent inflationary cycle of the economy.

Labor costs. The co-op must ensure its salaries are competitive with other utilities to retain current employees and attract new ones when needed.

Capital improvement expenditures. New members continue to build new homes and businesses in our service territory, which covers parts of seven Central Texas counties. As a result, the cooperative faces increases in capital improvement expenditures to extend service to new members as well as to maintain and improve its system for service to all members.

New headquarters building. The new headquarters has been completed. This building increased the debt service necessary to finance capital expenditures. It has improved operational and organizational efficiencies within the co-op, including in member services and retention, recruitment, and training of employees.

Revenues. Without a rate increase, the co-op's revenues will not keep pace with operational expenses and capital expenditures, making it less financially viable. That in turn would increase its future borrowing costs for additional capital expenditures as well as increase its costs as a purchaser of power in the wholesale electricity market.

To continue covering all of its operational expenses, capital investments and debt service costs; to continue meeting member growth; and to continue maintaining an advantageous financial profile for new borrowing and for the wholesale power market, the co-op's rates are being raised to increase its overall revenues by about 4.3%. This is the level that the board of directors and management selected to meet long-term financial health and stability goals and mitigate the impacts of rate increases to members.

Based on the average consumption per member and average demand per member for each class, the average bill impact of the proposed rates is less than 4% for each affected member class.

There are also tariff changes to increase the size limit from 100 kilowatts to 999 kilowatts for small power production and cogeneration. The size limit increase will accommodate rooftop solar installations for not just residential and small commercial members but also for larger commercial members.

The board of directors approved the changes January 8, effective for service on and after April 23.

The cooperative will hold a meeting for members to discuss the rate changes March 24 at 2 p.m. at the Randolph Recreation-Activity Center at 653 Pearl St. in La Grange.

If you have any questions concerning the upcoming changes, please feel free to contact me at (979) 968-3181 or toll-free at 1-866-968-3181. ■

Doug Lambert
General Manager

Notice of Retail Rate Changes and Member Meeting

ON JANUARY 8, 2025, the Board of Directors of Fayette Electric Cooperative, Inc., approved changes in the Cooperative’s retail rates effective for consumption on and after April 23, 2025. The changes will affect all members in all territory the Cooperative serves (except for service under the Generation Auxiliary Load Rate). The revisions are available for inspection at the Cooperative’s office.

The primary changes are to the monthly charges, peak demand charges, and wires charges. Additional changes

include increasing the size limit from 100 kW to 999 kW for “Small Power Production and Cogeneration.”

The changes are necessary for the Cooperative to maintain financial stability and an advantageous financial profile for the financial borrowing market and the wholesale power market, given the ongoing increases in operational expenses and capital improvement expenditures necessary to meet customer service needs. **For each affected rate class, the existing and new rates are:**

Customer Class	Customer Charge (monthly)				Peak Demand Charge per kW		Wires Charge per kWh	
	Existing	New	Existing	New	Existing	New	Existing	New
	Single Phase		Three Phase					
Small General Service	\$23.00	\$25.00	\$45.00	\$49.00			\$0.0338857	\$0.036800
Large General Service	\$120.00	\$131.00	\$160.00	\$174.00	\$6.00	\$6.52	\$0.0125685	\$0.013649
Large Power	\$165.00	\$180.00			\$6.00	\$6.52	\$0.0102978	\$0.011183
Industrial			\$1075.00	\$1,170.00	\$3.73	\$4.05	\$0.0067057	\$0.007280
Oil Well Pumping	\$60.00	\$66.00	\$100.00	\$109.00			\$0.0367699	\$0.039930
Street Lighting (no change to charge for fixtures installed by the Cooperative)	175W Fixture (installed by Member)		400W Fixture (installed by Member)					
	\$3.50	\$7.65	\$3.50	\$8.63				

The changes in rates are expected to increase the Cooperative’s total system annual revenues by approximately \$670,000, or approximately 4.3%.

The Cooperative will hold a meeting to discuss the changes with members March 24, 2025, at 2 p.m., at the Randolph Recreation-Activity Center, 653 Pearl St., La Grange, Texas 78945.

Inquiries concerning this notice should be directed to Doug Lambert, FEC General Manager, at the Cooperative, 2111 N. Von Minden Road, P.O. Box 490, La Grange, Texas 78945, or (979) 968-3181. ■



CHOKNITI | ADOBE STOCK

Director Lehmann Set to Retire, District Elections Ahead

DIRECTOR DAVID LEHMANN will retire July 16, concluding 45 years of dedicated service on the board of Fayette Electric Cooperative. His retirement will create a vacancy for District 1 on the board. Additionally, directors Joseph Kruppa, District 2, and James A. Anderle, District 5, are seeking reelection to the board this year.

Fayette EC's board members are elected to staggered three-year terms, ensuring each district holds elections every three years. Directors represent their respective districts and are chosen by cooperative members during these elections. Nominations for candidates will be accepted from the floor during the district meeting. Any member residing in the district may nominate a candidate.

To qualify, nominees must be cooperative members living in the district and meet the criteria outlined in Article IV, Section 4.02, of the cooperative's bylaws. The bylaws are available for review at fayette.coop/bylaws.

Members interested in running for a seat on the board can access an application at fayette.coop/board-directors or pick one up at Fayette EC's headquarters at 2111 N. Von Minden Road in La Grange.

Applications must be submitted by 5 p.m. **April 28**. Completed forms can be mailed to:

Fayette Electric Cooperative
Attn: Tracy Denton
P.O. Box 490
La Grange, TX 78945

Alternatively, applications may be dropped off at 2111 N. Von Minden Road in La Grange.

If your district meeting is scheduled for this year, look for a notice in the mail in April. You can also contact our office to confirm which district meeting you should attend. These meetings play a vital role in the cooperative's operations and overall well-being—your vote truly makes a difference.

Watch for an article on Lehmann's retirement in the July issue of *Texas Co-op Power*. ■

Fayette Electric Cooperative

Your Touchstone Energy® Cooperative 

CONTACT US

2111 N. Von Minden Rd.
P.O. Box 490
La Grange, TX 78945
Local (979) 968-3181
Toll-Free 1-866-968-3181
Email electric@fayette.coop
Web fayette.coop

Your Board of Directors

Joseph D. Kruppa, President
Gale Lincke, Vice President
Bill Briscoe, Secretary-Treasurer
David Lehmann
David A. Stancik
Leo C. Henke
James A. Anderle

Your General Manager

Doug Lambert

24/7

**Outage
Hotline
Numbers**

For information and to report outages, please contact us.

LOCAL
(979) 968-3181

TOLL-FREE
1-866-968-3181

ABOUT FAYETTE EC

FEC serves Austin, Bastrop, Colorado, Fayette, Lavaca, Lee and Washington counties.

CONVENIENT PAYMENT OPTIONS

- Pay by Bank Draft
- Pay Online Using SmartHub
- Pay by Phone at 844-971-1048
- Pay in Person
- Pay by Credit Card Draft
- Pay by Mail

TEXAS CO-OP POWER

Fayette EC provides *Texas Co-op Power* and TexasCoopPower.com to give you information about events, safety, special programs and other activities of your cooperative. If you have any comments or suggestions, please contact the co-op office.

VISIT US ONLINE

fayette.coop



10 Tips for Spring Energy Savings

AS SPRING UNFOLDS so do opportunities to save energy at home. Here are some no-cost ways to get you started on spring energy savings.

- 1. Clear the air.** Open windows to allow fresh—free—air to circulate.
- 2. Cook outside.** Enjoy a few hours of sunshine by using your grill or smoker to add flavor to meals. Or toss a salad or pull together sandwich fixings and enjoy them outdoors.
- 3. Search and seal.** Cracks and gaps let conditioned air escape outside. Caulk and weatherstrip to seal leaks. Window and door frames need the most attention.
- 4. Brighten up naturally.** Open blinds and curtains and turn off lights to save energy.
- 5. Be fan friendly.** Use ceiling fans to circulate air. Fans should turn counterclockwise for cooling. And remember: Fans cool people, not rooms, so turn them off when the room is unoccupied.
- 6. Adjust the atmosphere.** Remember to adjust your thermostat settings for the milder months ahead. Consider turning off the system entirely during mild spring weather.
- 7. Tune up.** Schedule an appointment with an HVAC technician to identify potential problems with your system and have them addressed before peak cooling season arrives.
- 8. Maximize savings.** Think about supply and demand. Plan to do household chores that require electricity during off-peak hours (when energy demand is lower—typically between 8 p.m. and 7 a.m.).
- 9. Take charge.** Consider disconnecting electrical devices you don't use regularly until you need them. Plugged-in devices use energy even when not in use. A smart power strip can make it easy to turn off multiple items.
- 10. Move outdoors.** Trade lights, TVs, computers and devices for fresh air. You'll be more active, have fun and save money. ■



CARLOS GAWRONSKI | ISTOCK.COM



MILAN MARKOVIC | ISTOCK.COM

Using Less Energy To Keep Things Clean

YOUR ENERGY STAR clothes washer or dishwasher operates very efficiently. That's likely one of the reasons you bought it.

But there are simple ways to further reduce how much electricity each of these appliances consumes. Selecting a lower water level or temperature on your washing machine will save even more.

Some Energy Star clothes washers even boast extra energy-cutting features such as presoak and suds saver.

Up to 80% of the energy used by your dishwasher goes to heating water. An Energy Star-qualified dishwasher with a booster heater allows you to set the temperature on your home's water heater at a lower 120 degrees.

In addition, many Energy Star dishwashers offer efficiency settings, such as energy-saving and short-wash cycles that shave energy and water consumption. Most models come equipped with an air-drying option that helps lower electric bills.

While your Energy Star appliances will save money overall, taking advantage of their special energy-saving features can help save even more. ■



- ▶ Clean or replace the filters of your HVAC system regularly to cut costs 5%–15%.

- ▶ Clean refrigerator and electric baseboard heater coils to maintain maximum efficiency.

- ▶ Caulk and weatherstrip around windows and doors to prevent indoor air from escaping to the outdoors.

- ▶ No matter the time of year, proper use of a programmable thermostat can save 10% on your utility bill.

Water Heater Efficiency

Just as it is energy-wise to insulate your roof, walls and floors, it also pays to wrap your water heater with an insulating blanket. Doing this is all the more critical if you have an older unit, which may have less insulation than newer models.

Make sure to follow the manufacturer's instructions. For additional efficiency and savings, insulate exposed hot water lines and drain 1–2 gallons of water from the bottom of your tank annually to prevent sediment buildup.

The Top Energy Users in Your Home

Start here for savings

ALTHOUGH MOST HOMEOWNERS would like to be more energy-efficient and save money, the effort often feels overwhelming because many folks don't know where to start.

How can the average family use less energy, lower their utility bill and still meet their daily energy needs? To help jump-start the effort, it's useful to identify the top energy users in your home. **Here are the top five, according to the U.S.**

Energy Information Administration:

- ▶ Air conditioner, 17%
- ▶ Heater, 15%
- ▶ Water heater, 14%
- ▶ Lights, 10%
- ▶ Refrigeration, 7%

Together, these five constitute 63% of the average American home's energy bill. By adjusting household habits around each energy user, you can start conserving and saving.

Adjust the Temperature

Combined, heating and cooling use the most energy and take the biggest bite out of your energy budget. You can achieve at least 10% savings by taking a few simple low- or no-cost steps.

- ▶ During cold weather, set your thermostat to 68 degrees.

When it's warm, set it to 78.

Shine a Light on Savings

Take a fresh look at the lighting in your home. If you still use incandescent lighting, your light bulbs are operating at only 25% efficiency.

Replacing your home's five most frequently used bulbs with Energy Star-certified LEDs can save you \$75 per year. For another easy way to save, always turn lights off in unoccupied rooms.

Cold Cash in Your Wallet

If your refrigerator was purchased before 2001, chances are it uses 40% more energy than a new model. If you're considering an appliance update, a new Energy Star-certified fridge uses at least 15% less energy than other models and 20% less energy than required by federal conservation standards.

Regardless of the age of your fridge, there are additional steps you can take to save energy and money. For example, don't keep your refrigerator too cold. The Department of Energy recommends temperatures of 35–38 degrees for the fresh food compartment and zero degrees for separate freezers. ■



DON'T GO OUT ON A LIMB

Safety for you and your children is a top priority at your electric co-op. Kids don't always know—or remember—what can be dangerous, so it's up to all of us to watch out for them.

Follow these safety rules for power lines:

Don't plant trees or install tall playground equipment under or near power lines.

Don't build tree houses in trees near electric lines.

Don't allow children to climb trees near power lines.

Teach your children to always look up to check for power lines before climbing trees or any tall objects.

Keep children away from ladders and equipment that may be near power lines.

And the No. 1 safety rule for everyone to remember: Never touch a power line or anything that's touching a power line. Look up and live!

Fayette EC encourages you to always practice safety.

PHOTO: NICKYLLLOYD | ISTOCK.COM

Stay Away From Electrical Substations

AN ELECTRICAL SUBSTATION converts electricity to a lower voltage so it can be safely routed and delivered to your home. Because high-voltage power runs through substation equipment, avoid substation areas and the fences that surround them. Keep the following safety tips in mind.

Teach youngsters to stay away from electrical substation fences. These areas are dangerous, and the fences are not for climbing.

If you see a substation fence or transformer cabinet that's open or looks to be vandalized, please contact us immediately.

Never fly kites or drones near electrical substations. If you do and the kite or drone gets caught inside the fence, let us retrieve it for you.

Never release metallic balloons near substations. If they get caught in the equipment or lines, they can cause power outages. ■



KOZMOAT98 | ISTOCK.COM

Capture Energy Savings by Sealing Air Leaks

SAVE ENERGY AND SEAL air leaks by weatherstripping around exterior doors. If you can see any amount of light between the door frame and the floor, weatherstripping should be applied to eliminate energy waste.


This DIY project is relatively easy and inexpensive depending on the materials you use. The most common weatherstripping material is self-adhesive foam strips, although rubber, vinyl, metal or a combination of materials may also be used.

1. Clean the door and the doorjamb to be weatherstripped. For best results, weatherstripping should be applied to clean, dry surfaces.

2. To ensure greater accuracy, measure your space twice before cutting the material. It's best to plan for one continuous strip for each side of the door and doorjamb.

3. Cut long pieces of self-adhesive weatherstripping material for each side of the doorjamb and door.

4. Peel back the self-adhesive foam. Apply one continuous strip of material snugly along each side. Make sure the weatherstripping meets tightly at the corners and is pressed firmly onto the door and the doorjamb. The material should compress tightly between the door and doorjamb, without making it difficult to shut. ■



ALEKSANDR POTASHEV | ISTOCK.COM

Use Home Generators Safely

IF YOU'VE LOST POWER, a portable generator can provide electricity to keep your home warm and power appliances. However, if used improperly, a generator may present serious hazards to you and the crews trying to get the electricity back on.

Before using a generator, read the specifications and instructions and follow them closely. The generator should have more capacity than the combined wattage of the electronics you will plug into it.

Never connect a portable generator directly to home wiring, which can result in potentially deadly backfeeding. When electricity gets fed back through the electrical system and meter into power lines, it can create a deadly hazard for lineworkers.

Never use a portable generator indoors because it produces carbon monoxide. Opening a window or door or turning on a fan will not produce enough fresh air to reduce the deadly gas. Operate the generator outside in an open but protected space from which fumes can dissipate harmlessly.

Before using a generator, install at least one CO detector in your home, and be on the lookout for the signs of carbon monoxide poisoning. Symptoms include dizziness, nausea, headaches and lethargy. If you or someone else is showing these symptoms, move into fresh air and seek medical attention right away.

Make sure nothing is plugged into the generator when turning it on.

To avoid electrocution, keep the generator dry and do not use it in rainy or wet conditions. Operate it on a dry surface under an open, canopy-like structure. Do not touch the generator with wet hands.

Be sure to turn the generator off and let it cool down before refueling.

Remember, even a properly connected portable generator can become overloaded, resulting in overheating or generator failure. If necessary, stagger the operating times for various equipment to prevent overloads.

Run your generator for 10 minutes once a month to ensure that it works properly. ■

2025

SCHOLARSHIPS AVAILABLE

HIGH SCHOOL SENIORS, THIS COULD BE YOU!



Andrea Eckermann



Alivia Eindorf




Brigham Kelley



Kelly McAfee



Nathan Olsovsky



Brooke Wanjura

Apply for our Academic or Trade School Scholarships by visiting fayette.coop/scholarships. Contact Tracy Denton at (979) 968-3181 or tracya@fayette.coop for questions.

Deadline: April 1, 2025

FEC & COBANK TO OFFER GRANTS

Fayette EC, in partnership with CoBank, is seeking applicants for the Sharing Success Grant Program.

Eligible grant applicants must:

- Be a 501(c)(3) organization
- Plan to use grant money to serve a public purpose
- Submit a grant application by 5 p.m. on May 12
- For more rules and information and to complete an application, visit fayette.coop/grants.



Questions? Contact Tracy Denton @ 979-968-3181 or tracya@fayette.coop.



*Classic Chic —
the toast of
France*

Style and Sophistication for a Fraction of the Price!

I Lost a Fortune at the French Races, but Fortunately I Found This Bag



Ready! Set! Go!" The starting gate opened and 19 horses galloped off, each jockeying for the lead. While Apache, the horse I bet on, was the odds-on favorite, his rival Napoleon pulled ahead in the race's final seconds.

In less than a minute I lost a fortune at the Paris horseraces.

After a brief moment of disbelief, something caught my eye. It seemed like every woman in Paris was carrying the same classic handbag! I had to have one for my own, so I had our handbag designers interpret this classic offer. Presenting the **Parisian Chic Claire Handbag**.

Inspired by the equestrian gear I encountered in the stables after the race. The **Claire Bag** is the color of saddle leather with metal adornments that recall horse bits and stirrups. Sturdy and chic, the Claire Bag is ideal for the woman on the go. See for yourself why the **Parisian Chic Claire Handbag** is the toast of France!

Backed by our **satisfaction guarantee**, you can revel in its sophistication risk-free for 30 days. Should it fail to dazzle, return it for a full refund of the item price.

Jewelry Specifications:

- Brown vegan leather.
- 8 1/2" x 4" D x 6 1/2" H, 9 1/2" H w/ handle.
- Two interior open pockets, two interior zipped pockets, one outside zipped

Parisian Chic Claire Handbag

~~-\$299~~ **\$39*** + S&P **Save \$260**

**You must use Insider Offer Code PCH163-01 to get this price.*

1-800-333-2045

Your Insider Offer Code: PCH163-01



Rating of A+


Stauer®

14091 Southcross Drive W.

Dept. PCH163-01, Burnsville, MN 55337

www.stauer.com

Stauer® | AFFORD THE EXTRAORDINARY®



TCP Listen as W.F. Strong narrates this story on our website.



He was wily.

He would often stop, face south and sniff the breeze for the smell of the Gulf. At night, a cowboy would rope him and tie him to a big bush or tree.

One day, the cattle balked at a full-flowing river. “Rope old Sancho and lead him in,” a boss ordered. They did so, and Sancho led the herd across.

But as soon as he was released, Sancho returned to the rear of the herd where he could watch for chances to head home to his mesquite tree and tamales.

The herd nonetheless moved ever northward. Across the Canadian, across the Cimarron. Across Kansas, around Dodge City, across Nebraska, under the Black Hills and past the Bighorn Mountains—2,000 miles.

They finally reached Wyoming. Sancho was still halting now and then to sniff southward to see if he might get a whiff of Texas somewhere in the wind. He didn’t like this new land.

The new ranch branded CR on Sancho, and the Shiner boys headed home, leaving Sancho behind.

The next spring, back in Texas, Rigby was riding near Kerr’s home. He said, “I looked across the pear flat and saw something that made me rub my eyes.”

He rode over and looked. It was Sancho. He had both the 7Z road brand and the CR range brand on him as plain as day. He went to talk to Kerr.

“Yes, Sancho got back six weeks ago,” Kerr said. “Hoofs worn down to hair. But Maria went might near out of her mind with joy at seeing him.” She hugged him and cried and fed him hot tamales.

After that, Sancho slept every night under the mesquite by the gate. ■

Sancho’s Long Road

The legend of the tamale-loving longhorn

J. FRANK DOBIE ADAPTATION BY W.F. STRONG

FOLKLORE IS NOT HISTORY, but it is historical. It gives us a window into the sentiments and humor of the people who lived in those times and told those stories.

One of folklorist J. Frank Dobie’s favorite stories was that of a longhorn named Sancho. He heard it from John Rigby of Beeville, in South Texas. Dobie figured Rigby had dressed up the story a bit and admitted that he himself had done some “constructive work” on it over the years.

It goes like this.

There was a man named Kerr who lived on a small ranch out in the brush country south of San Antonio. One winter day in 1876, he found a cow dead in a bog with her near-lifeless calf beside her. Kerr roped the calf and took it home to his wife, Maria.

She cleaned up the poor calf and bottle fed him until Kerr could find another cow with a calf to adopt the orphan. Maria named the calf Sancho.

She began feeding him tamales, shuck and all, seasoned with peppers. Out in the brush, he began eating the chile pequin peppers that grew wild in shaded places.

Sancho was eventually branded and turned into a steer, but he was as strong as any bull. Nonetheless he remained Maria’s pet and came in from the range each night to sleep under a mesquite tree.

When Sancho was 3, Kerr sold the steer to the Shiner brothers, who were to deliver three herds to buyers in Wyoming.

They branded him 7Z for the drive north, but Sancho kept lagging back and was tagged by the boys as one to watch.

Pies, Pies, Pies

Regardless of the filling, you're guaranteed a slice of heaven

BY VIANNEY RODRIGUEZ, FOOD EDITOR

Indulge in chocolaty goodness with this easy pie. A luscious mix of whipped cream and rich pudding creates a smooth, decadent filling. Each bite offers a satisfying crunch and melt-in-your-mouth sweetness, making this dessert irresistible for any chocolate lover!

Chocolate Chip Pie

1 quart heavy cream
2 cups powdered sugar
2 tablespoons vanilla extract
1 box instant chocolate pudding mix
(5.9 ounces)
2 cups whole milk
2 cups mini chocolate chips, divided use
2 chocolate cookie pie crusts
(9 inches each)

1. Using a handheld or stand mixer fitted with a whisk attachment, whip heavy cream, powdered sugar and vanilla on medium-high speed until medium peaks form, about 3–4 minutes. Set aside.
2. In a large bowl, whisk together pudding mix and milk until smooth. Gently fold half the whipped cream and 1 cup mini chocolate chips into the chocolate pudding.
3. Divide filling evenly between crusts, and smooth out top with a spoon.
4. Top with remaining whipped cream and sprinkle with remaining 1 cup chocolate chips.
5. Place in fridge to chill at least 2 hours. Serve chilled.

SERVES 12

TCP Follow Vianney Rodriguez as she cooks in *Cocina Gris* at sweetlifebake.com, where she features a recipe for Piloncillo Candied Pecan Pie.





Peanut Butter Buttermilk Pie

ROSE M. DAILEY
HOUSTON COUNTY EC

This is a creamy, indulgent twist on a Southern classic. It combines the tangy goodness of buttermilk with the smooth, nutty flavor of peanut butter, creating a filling that's sweet and slightly tart.

**1 unbaked deep-dish pie crust
(9 inches)**

4 tablespoons (½ stick) butter

½ cup creamy peanut butter

1¼ cups sugar

3 tablespoons flour

⅛ teaspoon salt

1 cup buttermilk

4 eggs, lightly beaten

1. Preheat oven to 425 degrees. If crust is not already in a pie dish, arrange unbaked crust in pie dish.

2. In a microwave-safe bowl, melt butter and peanut butter together in the microwave on medium-high (70% power) for 15 seconds, or longer as needed to melt butter. Allow to cool 5 minutes.

3. In a large bowl, stir together sugar, flour, salt and buttermilk. Stir in eggs to blend completely. Add the cooled peanut butter mixture and stir until smooth.

4. Pour filling into pie crust. Bake 10 minutes at 425 degrees, then reduce heat to 350 degrees and bake 25–30 minutes longer.

5. Remove from oven and allow to cool before serving.

SERVES 6–8

CONTINUED ON PAGE 28 >

\$500 WINNER

Strawberry Custard Pie

MILLIE KIRCHOFF
NUECES EC



Delight your guests with this perfect blend of sweet and tangy flavors. Fresh strawberries nestled over a creamy custard are sweetened with vanilla and a hint of lemon juice for brightness. The velvety filling pairs beautifully with the buttery crust. This is a showstopper.

1 pie crust (9 inches), prepared and baked according to package directions

2 egg yolks

1½ cups sugar, divided use

7 tablespoons cornstarch, divided use

¼ teaspoon salt

2 cups whole milk

1 tablespoon (½ stick) butter

1 teaspoon vanilla extract

1 cup water, divided use

1 tablespoon lemon juice

6 cups fresh strawberries, hulled and quartered

1. Place crust on a baking sheet. In a heatproof medium bowl, lightly whisk egg yolks.

2. In a medium saucepan over medium-high heat, whisk together ¾ cup sugar, 4 tablespoons cornstarch, salt and milk. Bring to a boil. Boil 1 minute, whisking constantly.

3. Slowly pour ½ cup milk mixture into egg yolks, whisking constantly. Add egg mixture to the saucepan, reduce heat and cook for an additional minute, whisking constantly until mixture thickens.

4. Remove from heat and stir in butter and vanilla. Pour custard mixture into baked pie shell.

5. In a bowl, stir together remaining ¾ cup sugar, remaining 3 tablespoons cornstarch and 2 tablespoons water.

6. In a medium saucepan over high heat, bring remaining ¾ cup water to a boil. Stir in sugar mixture and cook, stirring constantly, 2–3 minutes until thick and clear. Remove from heat and stir in lemon juice. Fold strawberries into syrup.

7. Spoon strawberries over custard mixture and chill in refrigerator at least 4 hours. Serve chilled.

SERVES 6–8



TCP \$500 Recipe Contest

BEEFY BURGERS DUE MARCH 10

Backyard grilling is the best part of summer. How do you build your perfect burger? Submit your all-star recipe, and you might flip over \$500. Enter by March 10.

UPCOMING: ONE-SKILLET DINNERS DUE APRIL 10



Edna's Dewberry Pie

TINA WEBB
BLUEBONNET EC

Fresh berry filling crowned with a sweet, crunchy topping makes for one appetizing pie. Webb's mother-in-law, Edna, passed down this recipe that's been in the family for generations. Webb uses the native dewberries she gathers each season to make the pie, but blackberries will work too.

PIE

- 1 unbaked pie crust (9 inches)
- 4 cups dewberries
- 1½ cups sugar
- ½ cup flour
- 1 teaspoon salt
- 2 eggs, lightly beaten
- ½ cup sour cream

TOPPING

- ½ cup flour
- ½ cup sugar
- 4 tablespoons (½ stick) butter, chilled and diced



1. **PIE** Preheat oven to 350 degrees. If crust is not already in a pie dish, arrange unbaked crust in pie dish.
2. Place dish on a baking sheet and place berries inside.
3. In a bowl, mix together sugar, flour, salt, eggs and sour cream. Pour mixture over dewberries.
4. **TOPPING** In another bowl, stir together flour and sugar. Use hands to work in butter

Tips by the Ton

BY VIANNEY RODRIGUEZ

I baked a ton of pies for this issue. Before all that testing, I wish I had known:

Place your pie on a baking sheet in the oven to prevent a huge mess. The filling might bubble over. Trust me on this one.

Don't rush the cooling process. Allow the pie to cool completely before slicing. It's worth the wait.

pieces until large clumps form. Sprinkle topping over pie.

5. Bake 45 minutes or until golden brown. Remove from oven and allow pie to cool 2 hours at room temperature before serving.

SERVES 6-8

WILDFIRE PREPAREDNESS BEGINS WITH YOU

Have your "Go Kit" packed and ready.

Create defensible space around your home.

Identify two evacuation routes incase one becomes compromised.

Communicate with local officials and learn how they will send emergency notifications.



tfsweb.tamu.edu/PreventWildfire



APPLY NOW for TREWA SCHOLARSHIPS

\$30,000 AVAILABLE

for college-bound students

Application available at
TREWA.ORG
DEADLINE: MARCH 15

The Texas Rural Women's Association (TREWA) will award twenty \$1,500 scholarships to TREWA members or their children. Membership dues are \$10 per year.

150 Years of Iconic U.S. Silver Dollars

Peace

Silver Eagle Type 1

FIVE OF THE MOST SOUGHT-AFTER U.S. SILVER DOLLARS, IN ONE SET!



Morgan

Eisenhower



Silver Eagle Type 2



Actual sizes: 38.1-40.6 mm

Dates will vary

YOUR ULTIMATE SILVER DOLLAR SET

150 Years of Iconic U.S. Silver Dollars from the Morgan to the Silver Eagle in One Master Collection!

The heritage of American Silver Dollars is rich, marked by stunningly beautiful designs that capture the hearts of collectors around the world. In this iconic U.S. Silver Dollar set, spanning nearly 150 years, you're getting FIVE American Silver Dollars issued over the last 15 decades that each reflect the history, culture and economic aspects of the United States.

We've Done the Work for You with this Extraordinary 5-Pc. U.S. Silver Dollar Set

Each of these U.S. Silver Dollars is sought-after by collectors individually, but this set includes every design of U.S. Silver Dollar in American history, issued from 1878 to 2024!

Morgan Silver Dollar: First struck 146 years ago in 1878, the Morgan has a historic legacy as the coin that helped build the American West. Minted until 1904, then again in 1921, this 90% silver coin is the most collected vintage Silver Dollar in the world. Extremely Fine (XF) condition coin included in set.

Peace Silver Dollar: With a beautiful design memorializing peace following the end of World War I, the 90% silver Peace Dollar proved to be very popular with the American people. Extremely Fine (XF) condition coin included in set.

Eisenhower Dollar: The last circulating U.S. dollar coin, the Eisenhower Dollar was prized by Americans, with its design featuring war hero President Dwight D. Eisenhower, backed by an Apollo II moon landing design. The Eisenhower Dollar in this set was struck in 40% silver for collectors, in Brilliant Uncirculated (BU) condition.

Silver Eagle Type 1: The first-ever U.S. Silver Dollar minted in 99.9% silver, these coins were first struck in 1986 following President Ronald Reagan's signing of the Liberty Coin Act into law on July 9, 1985. This gorgeous Silver Dollar features the

original, revered Type 1 "Heraldic Eagle" reverse design by John Mercanti, 12th Chief Engraver of the U.S. Mint. In Brilliant Uncirculated (BU) condition.

Silver Eagle Type 2: In honor of the popular 99.9% silver coin's 35th anniversary in 2021, the Silver Eagle received a new, esteemed Type 2 "Eagle Landing" reverse design. This is the current issued coin by the U.S. Mint. In Brilliant Uncirculated (BU) condition.



SAVE with this Ultimate U.S. Silver Dollar Set!

You'll save both time and money on this 150 Year U.S. Silver Dollar Set, with FREE SHIPPING and a BONUS presentation case, plus a new and informative 150 Years U.S. Silver Dollars booklet! Call right now to get yours before they're gone!



Ultimate U.S. Silver Dollars Set
Regular Price \$249 - \$199

Save \$50.00 (over 20%) + FREE SHIPPING

FREE Bonus Pack — A \$25 Value!

With your order, you'll receive a Bonus Pack that includes: a Declaration of Independence 8.5 x 11" Commemorative, a 1934 \$100,000 Gold Commemorative Print, a 1957 \$1 Silver Certificate Note in Very Fine condition, a One-Ounce Morgan Copper Bar, and a Morgan Silver Dollar booklet.



For fastest service call today toll-free

1-800-517-6468

Offer Code YSL213-02
Please mention this code when you call.

SPECIAL CALL-IN ONLY OFFER

GovMint • 1300 Corporate Center Curve, Dept. YSL213-02, Eagan, MN 55121

FREE SHIPPING: Standard domestic shipping. Not valid on previous purchases.

GovMint.com® is a brand of Asset Marketing Services, LLC (AMS). AMS is a retail distributor of coin and currency issues and is not affiliated with the U.S. government. The collectible coin market is unregulated, highly speculative and involves risk. Prices, facts, figures and populations deemed accurate as of the date of publication but may change significantly over time. All purchases are expressly conditioned upon your acceptance of our Terms and Conditions (www.amsi-corp.com/terms-conditions); to decline, return your purchase pursuant to our 30 day Return Policy (www.amsi-corp.com/product-return-policy). ©2025 Asset Marketing Services, LLC.



COURTESY CHET GARNER

Heaven in Houston

A Rice University art installation transports viewers at dusk and dawn

BY CHET GARNER

THERE I SAT, in total silence, on the campus of Houston’s Rice University, surrounded by dozens of other people just staring at the ceiling. But this wasn’t any normal ceiling.

It was equal parts lights show, meditation and spaceship, slowly changing colors and seemingly transporting all of us into another dimension. After 40 minutes, the light show ended, and I felt like I’d been given a brain massage—a welcome side effect to witnessing the glory of the Twilight Epiphany Skyspace.

This bit of artistic madness was created by James Turrell, an internationally acclaimed master of color, light and messing with your eyes. In the daylight, this artistic installation built in 2012 looks like a giant UFO hovering over a Mayan pyramid. But at sunrise and sunset, the UFO fires up its engines and lifts off. It’s currently closed but will reopen in late spring.

I rolled onto Rice’s campus about 20 minutes before sunset. The experience is totally free and open to the public, and there was a docent on-site to answer questions. “So, we just go sit and stare?” I asked. “Yes,” she answered. “You’ll know when it starts.”

At first, I felt a bit uncomfortable sitting around with total strangers staring at a blank white surface. But as the daylight faded, the lights began to shine and we all drifted into a hypnotic trance. There were neons and purples, greens and reds, each fading slowly into the next.

Was I looking at the orange hues of a Texas sunset, or was it just a vibrant projection? Hard to say, as the edges of the giant square seemed to blend seamlessly into the surrounding sky.

Every now and then, a giggle would break the silence and remind me that this was indeed a very strange collective experience. However, sometimes the weirdest art is the most wonderful of all. ■

ABOVE Chet takes in the exterior of the Twilight Epiphany Skyspace.

TCP Watch the video on our website and see all Chet’s Texplorations on *The Daytripper* on PBS.



Know Before You Go

Call ahead or check an event’s website for scheduling details, and check our website for many more upcoming events.

MARCH

1

Weatherford [1–31] Grow at Clark Gardens, (940) 682-4856, clarkgardens.org

8

Abilene The Gatlin Brothers, (325) 676-6211, abileneconventioncenter.com

Luling Rajun’ Cajun Throwdown & Gumbo Cookoff, (830) 875-5058, lulingmainstreet.com

14

Round Top [14–15] Herbal Forum & Plant Sale, (979) 249-3129, festivalhill.org

Tolar [14–15] Ceramic Expo & Handcrafted Items, (254) 716-5227, westceramicshow.com

16

Fredericksburg St. Patrick’s Day Coin Hunt, (830) 990-2044, fbgtx.org

22

Huntsville Herb Festival at the Wynne Home, (281) 787-3895, texasthymeunit.org

Kingsville How To Recognize a Champion Horse, (915) 533-0048, tomlea.com

La Grange David Wilcox, (979) 968-9944, thebugleboy.org

Palestine Dogwood Festival, (903) 729-6066, palestinechamber.org

Tomball Choo-Choo Chow Down, (281) 290-1035, tomballtx.gov

25

Fort Worth [25–30] Clue, (817) 212-4280, basshall.com

27

Sagerton [27-29] Hee Haw,
(940) 200-0035, facebook.com
/sagertonheehaw

28

**Cuero [28-29] Heirloom
Stitchers Guild of Cuero
Quilt Show,** (361) 550-9388

**Georgetown [28-29]
Quilt Show,** (512) 869-1812,
handcraftsunlimited.com

**Hamilton [28-29] Hamilton
County Master Gardener
Vegetable Sale,**
(254) 386-3919,
hamilton-tx@tamu.edu

29

**Burnet Hill Country
Lawn & Garden Show,**
(512) 756-3059,
burnetcountyhighlandlakes
mastergardener.org

**Sabinal [29-30] Wild Hog
Festival & Craft Fair,**
(830) 486-8549,
sabinalwildhogfestival.com

APRIL

3

Corsicana John Conlee,
(903) 874-7792,
corsicanapalace.com

4

**Fredericksburg [4-6]
Texas Fandango,**
thetexasfandango.com

5

**Port Arthur Cajun Heritage
Fest,** (409) 985-7822,
visitportarthurtx.com

**Waxahachie [5-May 26]
Scarborough Renaissance
Festival,** (972) 938-3247,
srfestival.com

TCP *Submit Your Event*

We pick events for the magazine directly from TexasCoopPower.com. Submit your June event by April 1, and it just might be featured in this calendar.

Roadtrip!

Cherished history

Charm around every corner

Miles of trails to explore

Unique shopping

start planning!

Nacogdoches
Texas Starts Here

**Bank C.D.'s Due?
CALL US NOW**

1-800-359-4940 TEXAS TOLL-FREE
www.mattsonfinancialservices.com

BLAKE MATTSON, CFP™
Signal Securities, Inc., 5400 Bosque, 4th Floor, Waco, TX 76710
Serving Customers All Over Texas

All C.D.'s are insured to \$250,000 per institution by the F.D.I.C. All C.D.'s are subject to availability. Securities offered thru Signal Securities, Inc., Member FINRA/SIPC 700 Throckmorton, Ft. Worth, TX 76102. (817) 977-4256.

WE BUY MINERALS

We pay cash for producing or non-producing mineral interests.

CALL US TODAY! 1-888-735-5337

Hit the Road

TCP *Plan now*
TexasCoopPower.com/events

**RIVER CRUISE VACATIONS
NOW BOOKING**

Experience the beauty and history of Canada's rivers. 4, 5, 6, 7 nights of small ship cruising on a classic riverboat with departures from Kingston, Ottawa, and Quebec City. Call to request our free travel brochure.

1-800-267-7868
www.StLawrenceCruiseLines.com



THERAPY TUBS

FOR ACTIVE ADULTS

Lifetime Warranty
Custom Sizes Available
100% Financing Available
A+ BBB Rating
Good Contractors List

45
JETS



BEST BUY WALK-IN TUBS
FEATURING "SEALTITE" TECHNOLOGY

Trusted by Texans for 20 Years
Tubs and Showers
Made in America
Visit Our Texas Showroom


Call for More Info
682-205-3532 • 888-825-2362
bestbuywalkintubs.com

Steel Mobile Home Roofing

Leaks? High energy bill? Roof rumble?

PERMA-ROOF
from Southern Builders





Mobile Home Roofover Systems Since 1983

800.633.8969 • roofover.com

TCP E-news



Sign up now
TexasCoopPower.com/join



Now! Complete National Park Quarter Set Only \$14.95!

Don't miss out! The final coin has been released and quantities are limited for these **Uncirculated Complete 56-Coin sets!** The first coin in this set was issued in 2010.

- **FREE** Shipping!
- **FREE** Gift: Uncirculated Lincoln Shield Cent

You'll also receive a handpicked trial selection of fascinating coins from our **No-Obligation Coins-on-Approval Service**, from which you may purchase any or none of the coins – return balance within 15 days – with option to cancel at any time.

Personalize Your Folder!

- Add a name or special message
- Embossed in gold-colored foil

SAVE 50%
John Sample
Made in USA

SPECIAL OFFER FOR NEW CUSTOMERS ONLY

YES Please send me the following:

QTY	DESCRIPTION	PRICE	TOTAL
	56-Coin Collector's Set (limit 5)	\$14.95	
	Display Folder	\$4.95	
	Personalize my folder for \$1.97 each (Reg. \$3.95)*		
1	Uncirculated Lincoln "Shield" Cent		FREE!
	Shipping		FREE!
	Sales Tax		FREE!
	TOTAL	\$	

Write your personalization here, limited to 30 characters including spaces

--

ACTUAL LETTERING WILL APPEAR ON ONE LINE. Folder sold separately. Personalized items cannot be returned.

Payment Method: Check payable to Littleton Coin Co.
 VISA MasterCard American Express Discover

Card #: _____ Exp. Date: ____/____/____

Name: _____

Address: _____ Apt#: _____

City: _____ State: _____ Zip: _____

E-Mail: _____

Mail to:  Littleton Coin Company
Offer Code: 27K499
 1309 Mt. Eustis Rd Littleton, NH 03561-3737

Mail Coupon Today!
For Faster Service Visit:
LittletonCoin.com/Respond

Littleton Coin Company
Serving Collectors Since 1945
Offer Code: 27K499

©2025 LCC, Inc. Common Obverse Actual Size

Small Spaces

Tiny and terrific, there's a whole world to explore right at our fingertips. Between the cracks of the sidewalk, tucked in the petals of a flower or deep in an underground cave, nature awaits if we only slow down long enough to take a look.

CURATED BY GRACE FULTZ

1 KATY FRANCESCHINI
PEDERNALES EC

"This little frog in our garden frog found the perfect spot to hide."

2 SHELBY BARLET
HAMILTON COUNTY EC

"I found this little guy looking for respite on my window-sill. Turns out he was trying to get away from my cat!"

3 KATHERYN JAGER
PEDERNALES EC

"My husband, Garrett Smith, an environmental scientist, squeezes into a Texas cave entrance."

4 GREGORY COTHERN
TRINITY VALLEY EC

"A tree frog finds shelter for the day in the leaf whorl of a canna lily."



Upcoming Contests

DUE MAR 10 Catch of the Day

DUE APR 10 College Life

DUE MAY 10 Off-Road Adventures



Enter online at TexasCoopPower.com/contests.

TCP See Focus on Texas on our website for many more Small Spaces photos from readers.



Nanny's Blessing

A grandmother sows memories for generations through her love of bluebonnets

BY SHANE TORNO
ILLUSTRATION BY
SARAH FERONE

MY GRANDMOTHER, NANNY to us kids, loved bluebonnets. She loved all wildflowers but especially bluebonnets.

She was a native Texan so that fact is probably no surprise. However, her love for these attractive weeds went beyond the standard Texas loyalty.

A typical Texan will happily drive for hours in the spring for the chance to view vast fields of the state flower. Of course she would often do this, but she would also collect seeds throughout the year so that she could plant them along highways in the fall.

As a child, I would sometimes accompany her and operate the shovel while she sowed the seeds in places where she could keep her eye on them during their growth.

Prior to these experiences with her, I had always assumed that the wildflowers

were responsible for their own dispersion. Now, whenever I see bluebonnets along the road, I imagine a little old woman urging a reluctant teen boy with a shovel to “keep up the pace!”

Nanny didn't just plant bluebonnets along the road though, she sowed them anywhere the sun shined. Her front yard, her side yard, her backyard, city parks, vacant lots, alleyways.

She was very successful, too. Her bluebonnet patches often attracted admirers, photographers and plenty of pollinators.

My wife also loves bluebonnets. She grew up in Kerrville and got to enjoy some of the state's best bluebonnet gazing with her family along the Hill Country's famously scenic Willow City Loop.

Once we had our own children, my wife and I would photograph our young sons in Nanny's bluebonnet patches. That's because, despite my shovel work with my grandmother, I never had any success growing my own.

Back in 2015, I bought some property out in the country that would eventually be my homesite. One of the first things I did with that property was plant bluebonnet seeds with my sons.

But no bluebonnets came up. Year after year I would plant more seeds. No bluebonnets.

Nanny died in December 2023 at the age of 97. She had good health and enjoyed her independence until the very end, and she even tended her garden with care up until the last few years.

She was a blessing to many people, even some who never knew her or knew why there were so many bluebonnets between Sinton and Rockport, north of Corpus Christi.

Last spring—inexplicably—I had some big, beautiful bluebonnet patches in my front flower bed, even though I didn't sow any seeds in the fall.

If you ask me if I think this is a coincidence, I would say, yes, of course it is.

But it is my favorite coincidence ever. ■



RENEWAL
by **ANDERSEN**
FULL-SERVICE WINDOW & DOOR REPLACEMENT

Get a **FREE** consultation!
Call **855-962-5195**

IT'S OUR 31-DAY SALES EVENT

Save Big on Replacement Windows and Doors!

\$379

OFF EACH WINDOW¹

MINIMUM PURCHASE OF 4

AND

\$779

OFF EACH DOOR¹

MINIMUM PURCHASE OF 4

AND NO Money Down | **NO** Monthly Payments | **NO** Interest for 12 months¹

MINIMUM PURCHASE OF 4 - INTEREST ACCRUES FROM THE DATE OF PURCHASE BUT IS WAIVED IF PAID IN FULL WITHIN 12 MONTHS



TESTED, TRUSTED, AND TOTALLY PROVEN.²



Offer Ends 4/30/2025

Call for your **FREE** consultation.

855-962-5195

FINDYOURWINDOW.COM

**More 5-Star
Reviews**



Than Other Leading Full-Service
Window Replacement
Companies*

¹DETAILS OF OFFER: Offer expires 4/30/2025. Not valid with other offers or prior purchases. Get \$379 off per window, get \$779 off per entry/patio door and 12 months no money down, no monthly payments, no interest when you purchase four (4) or more windows or entry/patio doors between 3/1/2025 and 4/30/2025. Subject to credit approval. 12-month Promo Period: while no payments are due, interest accrues but is waived if the loan is paid in full before the Promo Period expires. Any unpaid balance owed after the Promo Period, plus accrued interest, will be paid in installments based on the terms disclosed in the customer's loan agreement. Financing is provided by various financial institutions without regard to age, race, color, religion, national origin, gender, or familial status. Savings comparison based on purchase of a single unit at list price. Available at participating locations and offer applies throughout the service area. See your local Renewal by Andersen location for details. License numbers available at renewalbyandersen.com/license. Some Renewal by Andersen locations are independently owned and operated. ²Based on testing of 10 double-hung units per ASTM E2068 20 years after installation. ³It is the only warranty among top selling window companies that meets all of the following requirements: easy to understand terms, unrestricted transferability, installation coverage, labor coverage, geographically unrestricted, coverage for exterior color, insect screens and hardware, and no maintenance requirement. Visit renewalbyandersen.com/nationsbest for details. ⁴Review aggregator survey of 5-star reviews among leading national full-service window replacement companies. January 2024 Reputation.com. *Renewal by Andersen" and all other marks where denoted are trademarks Andersen Corporation. ©2025 Andersen Corporation. All rights reserved. RBA14201

ACT NOW!
Your Deadline is approaching



Texas Property Owner? Let Ownwell reduce your property taxes!

- 86% Success Rate
- No Upfront Cost



Start saving at:

ownwell.com/save8

Over 200,000 Satisfied Customers!

Ownwell reduces your property taxes in Texas by...



Fighting for a lower assessed value resulting in property tax savings.



Locking in lower tax assessment through an exemption.



Monitoring your property for additional tax savings.

*Don't delay...
your deadline
is approaching*

Start Saving at:

ownwell.com/save8

Why Ownwell?

86% Success Rate

Our customers save \$1,102 on average.

No Upfront Cost

Plus a free tax savings estimate.

Completely Hassle-Free

We handle the entire process from start to finish.

Savings-or-Free Guarantee

Pay just 25% of tax savings, the lowest rate in the industry. No savings, no fee. It's that simple!

Getting Started is as easy as 1-2-3:

Sign up in less than 3 minutes online. We'll handle the rest.

- 1 Enter your address.
- 2 Get your savings estimate.
- 3 Answer a few questions.

