

THE BIG HEARTS OF
WILDLIFE REHABBERS

THE JAZZ OF
BOOTS DOUGLAS

WHAT LOVE
LOOKS LIKE

Texas Co-op Power

FOR FAYETTE EC MEMBERS

FEBRUARY 2026

Everybody Say Cheese

The choicest cheesecakes
of Co-op Country



Throw Yourself a Bone

Full tang stainless steel blade with natural bone handle —now **ONLY \$79!**

The very best hunting knives possess a perfect balance of form and function. They're carefully constructed from fine materials, but also have that little something extra to connect the owner with nature.

If you're on the hunt for a knife that combines impeccable craftsmanship with a sense of wonder, the **\$79 Huntsman Blade** is the trophy you're looking for.

The blade is full tang, meaning it doesn't stop at the handle but extends to the length of the grip for the ultimate in strength. The blade is made from 420 surgical steel, famed for its sharpness and its resistance to corrosion.

The handle is made from genuine natural bone, and features decorative wood spacers and a hand-carved motif of two overlapping feathers—a reminder for you to respect and connect with the natural world.

This fusion of substance and style can garner a high price tag out in the marketplace. In fact, we found full tang, stainless steel blades with bone handles in excess of \$2,000. Well, that won't cut it around here. We have mastered the hunt for the best deal, and in turn pass the spoils on to our customers.

But we don't stop there. While supplies last, we'll include a pair of \$99 30x60 HD power pocket binoculars *and* a genuine leather sheath **FREE** when you purchase the **Huntsman Blade**.

Your satisfaction is 100% guaranteed. Feel the knife in your hands, wear it on your hip, inspect the impeccable craftsmanship. If you don't feel like we cut you a fair deal, send it back within 30 days for a complete refund of the item price.

Limited Reserves. A deal like this won't last long. We have only 1120 **Huntsman Blades** for this ad only. Don't let this beauty slip through your fingers. Call today!

Huntsman Blade \$249*

Offer Code Price Only \$79 + S&P Save \$170

1-800-333-2045

Your Insider Offer Code: HBK298-03

You must use the insider offer code to get our special price.



Rating of A+

Stauer® 14091 Southcross Drive W., Dept. HBK298-03
Burnsville, Minnesota 55337 www.stauer.com

*Discount is only for customers who use the offer code versus the listed original Stauer.com price.

California residents please call 1-800-333-2045 regarding Proposition 65 regulations before purchasing this product.

• 12" overall length; 6 1/2" stainless steel full tang blade • Genuine bone handle with brass hand guard & bolsters • Includes genuine leather sheath

Stauer... *Afford the Extraordinary.®*

**EXCLUSIVE
FREE**

Stauer® 30x60
HD Pocket
Binoculars

-a \$99 value-
with purchase of
Huntsman Blade



What Stauer Clients Are Saying About Our Knives

★★★★★

"This knife is beautiful!"

— J., La Crescent, MN

★★★★★

*"The feel of this knife
is unbelievable...this
is an incredibly fine
instrument."*

— H., Arvada, CO



BONUS! Call today and you'll also receive this genuine leather sheath!



February 2026



10

06 From Posts to Pillars

Border towns sprang to life from Rio Grande fortifications that are still finding new uses.

By Eileen Mattei
Illustration by Bonnie Hofkin

10 Giving a Hoot

Texas' sick and injured critters depend on a corps of passionate volunteers.

By Martha Deeringer
Photos by Tiffany Hofeldt

04	Currents The latest buzz
05	TCP Talk Readers respond
16	Co-op News Information plus energy and safety tips from your cooperative
25	Footnotes in Texas History Boots Across Texas By Clay Coppedge
26	TCP Kitchen Cheesecake By Vianney Rodriguez
30	Hit the Road Honky-Tonk Heaven By Chet Garner
33	Focus on Texas Photo Contest: From the Oil Fields
34	Observations What Love Looks Like By Sheryl Smith-Rodgers

ON THE COVER
Lemon Cheesecake from the kitchen of Vianney Rodriguez, TCP's food editor.
Photo by Jason David Page

ABOVE
Bones, an opossum at Wild West Wildlife Rehabilitation Center in Amarillo, gets snuggles from Mariah Thompson.
Photo by Tiffany Hofeldt



All-white sports leagues in the South became integrated within two years of Texas Western's 1966 championship.

BLACK HISTORY MONTH

Significant Milestones

THE FIRST NEGRO HISTORY WEEK, the predecessor of Black History Month, took place 100 years ago this month, in February 1926. Its creator, Carter G. Woodson, is considered the Father of Black History.

March 19 will mark 60 years since Texas Western College (now the University of Texas at El Paso) pulled off a landmark victory over basketball powerhouse Kentucky in the NCAA national title game. The Miners were the first championship team to start five Black players.

The first African American to serve in the U.S. Marine Corps is considered to be Texan Alfred Masters of Palestine, who was sworn in June 1, 1942—after President Franklin D. Roosevelt's executive order to desegregate the armed forces. But in 1776, John "Keto" Martin, an enslaved man in Delaware, was recruited into the Continental Marines to fight the British.



TCP Contests and More

\$500 RECIPE CONTEST

Don't Skimp on Shrimp

FOCUS ON TEXAS PHOTOS

Making a Splash

RECOMMENDED READING

"Caring about animals is contagious." So says an animal rescuer from the last time we wrote about these champions of the natural world. Check out *Wildlife Ambassadors* from May 2012.



ENTER ONLINE

\$3.2 Million

Total value of scholarships awarded to more than 1,400 students by Texas' electric cooperatives for the 2025–26 school year. That funding is mostly made possible by legislation allowing co-ops to use unclaimed capital credits for this purpose.



FINISH THIS SENTENCE

The perfect Valentine's gift is ...

TCP Tell us how you would finish that sentence. Email your short responses to letters@TexasCoopPower.com or comment on our Facebook post. Include your co-op and town.

Here are some of the responses to our December prompt: **Dear Santa, I would like ...**

Every child in this world to get at least one gift from you and a warm meal.

SHERRY VEGA
BLUEBONNET EC
BASTROP

For every family to be together, safe and full of love this Christmas.

RAIHAN KHONDKER
PEDERNALES EC
LEANDER

A cheeseburger, tater tots and a frosty mug of A&W root beer from the Hi-D-Ho Drive In in Lubbock (1964).

TOMMY NOVAK
SOUTH PLAINS EC
SHALLOWATER

To be free of cancer. Can he do that?

SUSAN HOOLE DAUGHERTY
VIA FACEBOOK

Visit our website to see more responses.

DECEMBER 2025 Turn of Fortune

“This has got to be my all-time favorite story. Gloria and Hector López have shown how life should be.”

MARTHA GARCIA
NUECES EC
EDINBURG



ROBERT NEUBECKER

The Serendipity of TCP

The December issue blew my mind!

After reading *The Best Food I've Ever Had at a Fair Is ...* [Currents], I told my wife about the Frito pie comment from Robin Perry. I described the Frito pie I used to buy for a quarter during school lunch as a kid in Levelland after walking to some department store. But I couldn't remember the name of the store.

Genie Ballew's letter on the next page mentioning G.F. Wacker rang that bell!

Gary Alan Henson
CoServ
Lewisville

Prayers Continue

I wonder what terrible memories these kind people have to live with after seeing what they've seen [Giving Thanks, November 2025]. I still pray for them.

Anita Frye
Via Facebook



ERICH SCHLEGEL

Brick by Brick

I spent over nine years (2013–22) traveling the state (all 254 counties) photographing over 5,000 old churches and schools. There were many that I didn't have names for, and El Corazón Sagrado de la Iglesia de Jesús was one of those.

I photographed it in 2015 and labeled it “Ruidosa—old adobe church.” Thanks to *The Dirt Church Down a Dirt Road* [December 2025], I now have a name for it.

Someday I hope to write a book, and you just made my research a bit easier. Perhaps someday I can participate in an Adobe Day.

Cheryl Schwartz
Nueces EC
Port Aransas

Breakfast Patrol

I discovered this delicacy on New Year's Day 1986 as a rookie police officer [*Our Kind of Weird*, December 2025]. Each New Year's Day, our chaplain and his wife invited officers to their house and treated us to a come-and-go breakfast. This was one of the delicious entrées we were served.

Joe Lasater
United Cooperative Services
Glen Rose

TCP WRITE TO US
letters@TexasCoopPower.com

Editor, Texas Co-op Power
1122 Colorado St., 24th Floor
Austin, TX 78701

Please include your electric co-op and town. Letters may be edited for clarity and length.

Texas Co-op Power

TEXAS ELECTRIC COOPERATIVES BOARD OF DIRECTORS

Chair Bryan Wood, San Augustine
Vice Chair Cameron Smallwood, Burleson
Secretary-Treasurer Jim Coleman, Edna
Board Members Matt Bentke, Bastrop
Kerry Kelton, Navasota • Mark McClain,
Roby • Zac Perkins, Hooker, Oklahoma

PRESIDENT/CEO Mike Williams, Austin

COMMUNICATIONS & MEMBER SERVICES COMMITTEE

Mike Ables, Bellville • Kathi Calvert, Crockett
Tachi Hinojosa, Fredericksburg
Gary Miller, Bryan • Bryan Story, Blossom
Grace Subealde, Dalhart
Buff Whitten, Eldorado

MAGAZINE STAFF

**Vice President, Communications
& Member Services** Martin Bevin
Editor Chris Burrows
Associate Editor Tom Widlowski
Production Manager Karen Nejtek
Creative Manager Andy Doughty
Advertising Manager Elaine Sproull
Communications Specialist Samantha Bryant
Digital Media Specialist Caytlyn Calhoun
Senior Designer Stacy Coale
Assistant Production Manager Alex Dal Santo
Print Production Specialist Grace Fultz
Food Editor Vianney Rodriguez
Communications Specialist Erin Sinclair
Communications Specialist Claire Stevens
Communications Specialist Kelly Tran
Proofreader Louie Bond

TEXAS CO-OP POWER Volume 82, Number 8 (USPS 540-560). Texas Co-op Power is published monthly by Texas Electric Cooperatives. Periodical postage paid at Austin, TX, and at additional offices. TEC is the statewide association representing 76 electric cooperatives. Texas Co-op Power's website is TexasCoopPower.com. Call (512) 454-0311 or email editor@TexasCoopPower.com.

SUBSCRIPTIONS Subscription price is \$5.53 per year for individual members of subscribing cooperatives and is paid from equity accruing to the member. If you are not a member of a subscribing cooperative, you can purchase an annual subscription at the nonmember rate of \$7.50.

Co-op members: Please notify your co-op of address changes or other subscription requests.

POSTMASTER Send address changes to *Texas Co-op Power* (USPS 540-560), 1122 Colorado St., 24th Floor, Austin, TX 78701. Please enclose label from this copy of *Texas Co-op Power* showing old address and key numbers.

ADVERTISING Contact Elaine Sproull at (512) 486-6251 or espru@texas-ec.org for information about purchasing display ad space in *Texas Co-op Power* and/or in our 26 sister publications in other states. Advertisements in *Texas Co-op Power* are paid solicitations. The publisher neither endorses nor guarantees in any manner any product or company included in this publication.

COPYRIGHT All content © 2026 Texas Electric Cooperatives Inc. All rights reserved. Reproduction of this issue or any portion of it is expressly prohibited without written permission. Willie Wired-hand © 2026 National Rural Electric Cooperative Association.



Texas Electric Cooperatives
A Touchstone Energy® Cooperative



American
MainStreet
Publications

NEW MEXICO

TEXAS

Chaparral

El Paso
Fort Bliss

Marfa

Lajitas

Rio Grande

Del Rio

MEXICO

Eagle Pass
Fort Duncan

Laredo
Fort McIntosh



Border towns sprang to life from Rio Grande fortifications that are still finding new uses

From Posts to Pillars

BY EILEEN MATTEI

ILLUSTRATION BY BONNIE HOFKIN

When Anthony Knopp first came to the campus of Texas Southmost College in 1976, his office was in an old barrack, and some faculty members lived in single-story, 100-year-old former military buildings, recalls the retired history professor.

While the old structures lacked modern amenities, Knopp made the most of teaching at a historic site. “When studying U.S. history, particularly relations with Mexico and 20th-century wars,” he says, “I was able to connect students to what was here at Fort Brown.”

Today, a former 48-bed hospital houses the college president’s offices on the campus in Brownsville, in the Rio Grande Valley. Fort Brown’s hospital annex (built in 1868), commissary (1904), guardhouse and morgue (1870) support various college departments.

Fort Brown and four other U.S. Army forts, established along the Rio Grande in the years after Texas became a state in 1845, endured for decades as military installations.

Unlike Texas frontier forts of the 1800s, such as Fort Concho in San Angelo and Fort McKavett in Menard County, which were rapidly abandoned as the frontier moved west, the border forts in Brownsville, Rio Grande City, Laredo and Eagle Pass remained defensive posts, off and on, for nearly 100 years. Fort Bliss in El Paso is still in use.

Today—178 years after the Mexican-American War—repurposed buildings from these border forts contribute to the vitality and identity of those Texas towns. Retaining their 1800s ambiance, the former Army headquarters, barracks and hospitals serve as schools, colleges, museums and parks.

The border forts had much in common, each named for veterans of the Mexican-American War, fought immediately following Texas statehood. At Rio Grande crossings, most about 100 miles apart, each fort shifted locations several times before being rebuilt as permanent posts after the Civil War.

Troops at the forts alternately dealt with Mexican bandits and rustlers and rowdy revolutionaries from both sides of the border, protected travelers and settlers from raids by Comanche and Lipan Apache tribes, and trained troops for both world wars. The garrisons shaped the cities that grew around them, as Army suppliers set up shops that also catered to local residents.





ABOVE Troops perform drills in the late 1800s at Fort Ringgold in Rio Grande City.

LEFT Much of the Fort Brown site serves as the campus of Texas Southmost College in Brownsville.

Fort Brown

Count riverboat pilot Mifflin Kenedy among the early merchants who cashed in on Army contracts. He ferried troops and equipment from Fort Brown, near the Gulf Coast, up the Rio Grande during the Mexican-American War.

He later started a steamboat company, married a wealthy widow and acquired hundreds of thousands of acres. He is the namesake of the Kenedy Ranch, the town of Kenedy and Kenedy County.

Fort Brown evolved from a star-shaped earthen fort to a commanding presence after the Civil War, when 70 buildings were erected of locally made border brick. With wide arches fronting shaded breezeways, Fort Brown's 1869 hospital (said to be the most beautiful hospital in the Army) was of crucial importance during epidemics of yellow fever and cholera as the only hospital in Cameron County until 1909.

Quartermasters negotiated contracts with local businesses for goods and services such as beans, flour, coffee pots and hay for horses. Although a brick wall separated the town from Fort Brown and its palm-lined parade grounds, traffic flowed between them.

"Interactions resulted in marriages," Knopp says. "Married soldiers either stayed in the area or returned."

Fort Brown provided several forms of entertainment for the town: parades, concerts and sporting activities. Sunday afternoon polo matches, a cavalry favorite, drew locals as did concerts at the post bandstand, held twice a week.

A tree-shaded "lovers' lane" curled between the fort and the river. Troops marched in local parades and Charro Days celebrations. Off-duty troops ate at local restaurants. The officers' club hosted dances while enlisted men attended dances on the patio of El Jardin Hotel. Soldiers' sisters and daughters met and married local men, too.

Deactivated in 1944 when the last U.S.-based mounted soldiers left, Fort Brown almost immediately started a new life as part of what is now Texas Southmost College. New campus construction echoes the border brick architecture of bygone days.

Fort Brown tours, arranged by the Brownsville Historical Association, link the past to its visible remnants.

Fort Ringgold

Upriver at Rio Grande City, Fort Ringgold followed Fort Brown's trajectory. Veterans of the Mexican-American War went into business, not always successfully.

Capt. Forbes Britton and partners failed at making their Rio Grande City riverboat landing a major stop for Kenedy's steamboats. But construction booms after the Civil War and continuing through World War I boosted the local economy.

At Fort Ringgold, barracks, a jail, an arched brick hospital and officers' quarters surrounded a parade ground, which was larger than a football field.

"The parade ground gives a real picture of what Fort Ringgold looked like 150 years ago, about 1870," says Aminta Reyna Alaniz, a Rio Grande City historian and tour guide. The post bugler played reveille and taps in front of a megaphone longer than 5 feet on the parade ground, signaling the troops as well as townsfolk.

Alaniz identifies 17 fort buildings—from the guardhouse and bakery to warehouses and six barracks—that are today used by the Rio Grande City Grulla Independent School District.

The school district purchased the fort's 325 acres and buildings in 1947 with plans for an education complex and park. Along F Troop and 12th Cavalry streets, tan- and white-painted brick buildings house registration, curriculum and instruction units.

Near a two-story enlisted cavalry barracks that once housed about 100 soldiers (and later was used as an elementary school), girls played softball on a recent Sunday afternoon. The expansive parade ground hosts marching band practice and school Christmas displays.

Until recently, Alaniz says, an electronic sound system broadcast a digital bugle call morning and night. But even those echoes have ended.

Fort McIntosh

Fort McIntosh was built at a long-established Rio Grande crossing in 1849, opposite a former Spanish presidio. Laredo grew along with the fort, which held as many as 400 soldiers



CLOCKWISE FROM LEFT

A colorized postcard from the early 1900s shows barracks at Fort McIntosh in Laredo. An 1850s engraving of Fort Duncan near Eagle Pass. Fort Bliss in El Paso, with the Franklin Mountains in the background.

on over 400 acres with a requisite hospital, jail, barracks and cemetery.

In 1946, the International Boundary and Water Commission and the city of Laredo divided up the former fort. The city created what is now the Fort McIntosh campus of Laredo College in 1947.

Inside the Fort McIntosh Historic District, streets are named for post commanders and soldiers. The brick hospital has become Laredo College's purchasing department. The former officers' quarters houses the campus student ministry, and the old commandant's house became a museum furnished with Victorian-era pieces.

The bakery is occupied by a customs brokers association. Other refurbished McIntosh campus buildings are used for classrooms. The cemetery is empty, the remains relocated.

Fort Duncan

In Eagle Pass, Fort Duncan, constructed across from what was then a tiny Mexican village, was home for infantry troops in 1851 and a mounted rifles unit in 1856.

Buffalo soldiers, all-Black units created after the Civil War, were assigned to Fort Duncan, considered a safe stopping point for travelers on the California road. Before and during World War I, some 16,000 troops trained at Fort Duncan.



The town of Eagle Pass took over the fort property in 1938, creating a public park and loaning it back to the Army during World War II. Today the post headquarters is the Fort Duncan Museum, and seven other original buildings have been restored and listed on the National Register of Historic Places.

Fort Bliss

In 1848, more than 400 miles up the Rio Grande, a fifth border fort was established at El Paso. It too moved locations multiple times as El Paso flourished around it.

Hoping to remain prosperous, the residents in 1890 purchased and donated land for a permanent Army post, which remains active today.

Unlike the other forts in this list, Fort Bliss grew after World War II. It now covers 1.1 million acres of Texas and New Mexico and is among America's largest Army posts, home to about 20,000 troops.

Replicas of Fort Bliss' early adobe buildings were constructed for the fort's centennial in 1948 and house a museum, which is open to the public.

But at the other four border forts, troops and time marched on. Swords were beaten into street signs. Some of those streets are named for the soldiers who shaped those towns' histories. ■





BY MARTHA DEERING
PHOTOS BY TIFFANY HOFELDT

GIVING A HOOT

Texas' sick and injured critters depend on a corps of passionate volunteers

One night in 2024, a couple traveling a Panhandle highway couldn't avoid hitting a coyote that darted in front of them. The animal was alive but wedged in the car's grille.

After the couple called 911, the sheriff, fire department and Texas Highway Patrol all responded. They could do little more than use their vehicles to shield the car until a wildlife rehabber arrived and carefully removed the injured animal.

It had sustained a minor pelvic fracture and a broken hind leg, which required surgery. But the coyote made a full recovery and has since been released—thanks to a village of kindhearted people, including the team at Wild West Wildlife Rehabilitation Center in Amarillo.

We've all had our encounters with wildlife.

Maybe a bird just flew into your patio door and fell to the ground, looking dazed. Or maybe you discovered a tiny spotted fawn nestled among the zinnias in your flower bed. Did your dog bring you a gift of a baby bunny?

If so, passionate and knowledgeable people scattered around Texas know just what to do.

Wildlife rehabilitators are folks with big, soft hearts. They're volunteers who do not receive a single dime for their work and spend countless hours administering special diets and medications, most of which they pay for themselves. Wildlife rehabilitators cannot legally charge for their services, relying instead on donations and fundraising. Their reward comes when a recovered animal returns to its place in the natural world.

A recent Texas Parks and Wildlife Department study found that 40% of fawns brought in for care were actually uninjured and an even larger percentage of baby birds are "kidnapped" by animal lovers who are only trying to help.

LEFT Captain Jack, an Eastern screech owl, is a permanent resident at Wild West Wildlife Rehabilitation Center in Amarillo. He can't be released into the wild because of his limited vision.

OPPOSITE, CLOCKWISE FROM TOP LEFT Polly is a badger who refuses to return to the wild whenever staffers release her. Stephanie Brady, the director at Wild West, holds Magee, a skunk who serves as an ambassador for the facility. Stella, another ambassador, is a Virginia opossum raised by humans. A 3-month-old bobcat that was part of a litter of five abandoned by their mother and awaiting release.





LEFT A gray fox named Lincoln has bonded with Brady.

DJ (last name withheld to protect her privacy since she works out of her home) has been licensed since 1999 and owns a rehabilitation facility in North Texas. Her whole family helps out with critter care.

"I have paid my kids in popcorn and Popsicles to go out and capture grasshoppers, June bugs or moths for the insect-eating animals in our care," DJ says with a laugh.

She cautions fellow Texans.

"If someone finds wildlife on the ground," she says, "I tell them to observe it from a distance first. If there is obvious blood or the animal is weak, it probably needs help, but if it is sitting normally and is bright-eyed, it's best to leave it alone."

Some baby birds leave the nest as fledglings and hop around on the ground, where their parents continue to feed them for several days before they take flight. Fawns are stashed somewhere safe by their mothers, who will return at dusk to feed them.

In Texas, as in almost any other state, wildlife rehabilitators are required to have state or federal permits issued by the TPWD and U.S. Fish and Wildlife Service. Applicants in Texas must complete training and submit a letter of recommendation from a licensed wildlife rehabilitator or veterinarian. The TPWD website lists 160 licensed rehabbers across the state.

DJ lives with dozens of animals she has taken in plus her children, several of them adopted. Some of these children have been through their own traumas.

"Kids who have survived trauma and then help with hurt

or orphaned animals find that these rescue efforts are therapeutic and beneficial to their own normal trauma responses," DJ says. "Our entire family pitches in under my supervision to help with caring for the animals and with the rewarding moments when they spread their wings and soar again."

Since she has children at home, DJ doesn't rehabilitate animals at greater risk to contract rabies, such as bats, coyotes, foxes, raccoons and skunks. One of her main concerns for wild creatures is damage done by insect spray and rat poison, which

can end up killing or injuring beneficial animals, such as songbirds and owls.

Haley Caswell, general manager of Buck Wild Rescue in Ingram, has been overrun since the catastrophic flooding there in July 2025. The small clinic has outdoor enclosures, and the owner, Katie Buck, lives on the property so someone is always there.

"One of the greatest challenges we face in rehab is determining an animal's true need for help, pertaining mostly to baby animals," Caswell says.

Another challenge is people who hurt themselves trying to help an animal.

"The first thing someone should consider if a wild animal needs help is personal safety," Caswell says. "Wildlife can carry zoonotic diseases and may pose a risk of injury through bites, kicks and scratches. Some general signs to look for are parasites, animals covered in bugs and symptoms of dehydration—dull/dry fur, wrinkled skin and emaciation. If a baby animal has been picked up by a dog or cat, we always recommend bringing it [baby animal] in for antibiotics."

Buck Wild is one of few rescues licensed to take in and rehabilitate most types of wildlife. They serve several counties spanning hundreds of miles. Each year they take in hundreds of orphaned, sick and injured critters, providing them with a safe environment and around-the-clock care. They also care for surrendered pets, which are kept separate from wildlife.

All donations go directly to animal care; they have no paid employees. Buck Wild requires three shifts of volunteers



WHO YOU GONNA CALL?

If you find a wild animal that you suspect is sick or injured, don't approach it unless you know it's safe. Most mammals in Texas can carry rabies.

Observe from a distance: Does it appear to be injured or bleeding? If not, it's probably best to leave it be. Either way, don't give it food or water. Leave that to the pros.

If the critter does appear to need help, find a list of licensed wildlife rehabbers in your county by visiting tpwd.texas.gov/huntwild/wild/rehab/list. They may be able to pick up the animal without you having to do so yourself.

each day to meet the needs of their animals. They strive for minimal human contact with wildlife to ensure successful integration back into nature.

"Every species has different milestones through our rehab program," Caswell says, "from the hand-feeding incubator stage, to an intermediate weaning enclosure, to a fully outdoor enclosure where we ensure it has met the species-specific requirements of self-sufficiency."

Wild West in Amarillo was formed after founder Stephanie Brady rehabilitated over 200 animals in five months. Her 17 years of experience as a veterinary technician led her to realize that a home-based operation would not be big enough to handle the demand.

In 2016, a donated double-wide trailer on 5 acres made it possible for her to open the first wildlife rehabilitation center in the area. The venture has grown like broomweeds in a wet Texas spring. In 2024, with the help of 51 volunteers, Wild West cared for 3,128 wild animals—porcupines, coyotes, bobcats, a marmoset, and countless other mammals and birds.

"All rehabilitators are in constant need of medications, species-specific formulas, feeding syringes and nipples, blankets, towels, and further training," Brady says.

Caring for wildlife is an endless challenge, and unlike pets, they don't necessarily show appreciation for your help or love you back. It's a one-sided labor of love with nature's wild creatures.

"Releasing wildlife is altruistic," DJ says. "Your patients bite, scratch, vomit and poop on you in thanks, but the soar, the hop, the scramble and climb away is life-giving to the world we want to gift to our children. After all, this is God's world." ■



TOP Jessica Hammonds cuddles Polly, who came to the center from Oklahoma.

ABOVE A litter of bobcats discovered in a shed that was being torn down.




AFFORDABLE BATHROOM REMODEL

FROM **\$129** PER MONTH

Lifetime Warranty
Custom Sizes Available
100% Financing Available
A+ BBB Rating
Good Contractors List

FROM
\$9,995
INSTALLED



BEST BUY WALK-IN TUBS
FEATURING "SEALTITE" TECHNOLOGY

Trusted by Texans for Over 20 Years
Tubs and Showers Made in America

Visit Our Texas Showroom

CALL FOR MORE INFO
682-205-3532 • 888-825-2362
bestbuywalkintubs.com

Bank C.D.'s Due?
CALL US NOW

1-800-359-4940 TEXAS
TOLL-FREE
www.mattsonfinancialservices.com

BLAKE MATTSON, CFP™
Signal Securities, Inc., 5400 Bosque, 4th Floor, Waco, TX 76710
Serving Customers All Over Texas

All C.D.'s are insured to \$250,000 per institution by the F.D.I.C. All C.D.'s are subject to availability. Securities offered thru Signal Securities, Inc., Member FINRA/SIPC 700 Throckmorton, Ft. Worth, TX 76102. (817) 877-4256.

Steel Mobile Home Roofing

Leaks? High energy bill? Roof rumble?

PERMA-ROOF®
from Southern Builders



800.633.8969 • roofover.com

FREE! \$2 Bill in Uncirculated Condition



Special Offer for New Customers Only Ages 18+

REQUEST MUST BE RECEIVED WITHIN 7 DAYS

☒ **YES!** Please send me the following:

QTY	DESCRIPTION	TOTAL
1	\$2 Note (limit 1)	FREE!
	Shipping	FREE!
	TOTAL	FREE!

Name _____ Please print clearly

Address _____ Apt# _____

City _____ State _____ Zip _____

E-Mail _____

Mail to:  **Littleton** Coin Company
Offer Code: 53J402
Serving Collectors Since 1945 Littleton NH 03561-3737



- ★ Seldom-Seen, \$2 Bills Make up Less Than 1% of All Paper Currency
- ★ Face Depicts Thomas Jefferson, Author of the Declaration of Independence
- ★ Back Features a Rendition of John Trumbull's Masterpiece Painting Declaration of Independence
- ★ **FREE Shipping!**

You'll also receive a handpicked trial selection of fascinating coins from our No-Obligation Coins-on-Approval Service, from which you may purchase any or none of the coins – return balance within 15 days – with option to cancel at any time.



 **Littleton**
Coin Company®
Serving Collectors Since 1945

©2026 LCC, Inc.

Mail Coupon Today!
For Faster Service Visit: LittletonCoin.com/Respond

Offer Code: 53J402

Heart of Texas

WOMEN'S DIAMOND PENDANT



**GENUINE DIAMOND
SPARKLES IN
A HEART-SHAPED
SETTING**

**SOLID STERLING
SILVER LAVISHLY
PLATED IN
18K GOLD**



The Texas charm
swings freely from the
heart-shaped frame!

Kick up your boots in true Texas style with this stunning pendant that's expertly hand-crafted of solid sterling silver and lavishly plated in gleaming 18K gold. The silhouette of Texas sits at the center of this dazzling design, and tooled leather-inspired details add a true cowgirl look you can be proud to show off. A genuine diamond in a heart-shaped setting is cleverly placed over the spot where Austin, the capital of the state, is located on the map, showing your heart is never far from your roots. The Texas charm swings perfectly over a heart frame that features even more tooled leather-style accents for an authentic touch. Delicately engraved on the back of the pendant is the message, "You can take the girl out of Texas, But not the Texas out of the Girl." This pendant suspends perfectly from an 18" chain with a 2" extension.

A REMARKABLE VALUE NOT FOUND IN STORES

Expertly handcrafted, this pendant is a remarkable value at just \$149.99*, payable in 5 easy installments of \$30 each, and it's backed by our 120-day full-money-back guarantee. The "Heart of Texas" Women's Diamond Pendant arrives in a velvet jewelry pouch and box that are perfect for gift-giving or safekeeping, along with a Certificate of Authenticity, so it's ready to give as a beautiful gift or to add to your personal fine jewelry collection. To order, send no money now; just mail the Priority Reservation. This gorgeous pendant is only available from The Bradford Exchange. Don't miss out—order today!



Engraved on the
back with a
heartfelt sentiment

Order Today at bradfordexchange.com/332192

Connect with Us! [f](#) [p](#) [i](#) [X](#) [v](#)

©2026 The Bradford Exchange 01-33219-002-B1QR



Innovative Art and Designs of Enduring Value

The Bradford Exchange

9333 Milwaukee Avenue, Niles, IL 60714-1393

Yes!

Please reserve the *Heart of Texas*® Women's Diamond Pendant for me as described in this announcement.

*Plus a total of \$16 shipping and service, plus sales tax; see bradfordexchange.com. Please allow 4-6 weeks for delivery of your jewelry after we receive your initial deposit. Sales subject to product availability and order acceptance.

PRIORITY RESERVATION

SEND NO MONEY NOW

Signature _____

Mrs. Mr. Ms. _____

Name (Please Print Clearly) _____

Address _____

City _____

State _____

Zip _____

Email _____



**SCAN HERE
TO SHOP**

01-33219-002-E54801



MESSAGE
FROM
GENERAL
MANAGER

DOUG
LAMBERT

How Fayette EC Uses AI To Keep Your Power On

RELIABILITY ISN'T JUST a promise—it's a plan in action. At Fayette Electric Cooperative, we're leveraging cutting-edge technology to make informed, data-driven decisions that keep your power on.

With the use of artificial intelligence, outage data and high-definition satellite imagery, we're transforming vegetation management from a reactive process into a proactive strategy. This approach ensures that every dollar spent delivers maximum reliability for our members.

Vegetation Management Matters

Trees and limbs account for nearly 30% of outage time across our system. Historically, vegetation management relied on fixed schedules and emergency response after outages occurred.

While effective in restoring power, this reactive approach doesn't prevent outages. Our goal is to change that by using technology to predict and prevent outages caused by vegetation.

From Reactive to Proactive

Fayette EC is moving from a reactive model to a proactive one with AI Dash, a platform that integrates satellite imagery and outage data to identify which circuits are most at risk.

Instead of trimming trees on a rigid cycle, we prioritize areas where vegetation poses the greatest threat to reliability. This means fewer outages, shorter restoration times, and improved safety for crews and members alike.

The Technology

AI Dash uses high-resolution satellite photos to map vegetation growth near power lines. It then applies AI modeling to analyze outage history and predict where problems are most likely to occur. This data-driven approach allows us to create annual trim plans, assign tasks digitally and track progress in real time. By integrating outage data, we can measure the impact of trimming efforts and continuously refine our strategy.

Results You'll See

This approach has guided crews to high-risk feeders where thousands of feet of right-of-way have been cleared. These proactive trims reduce the likelihood of outages during severe weather and improve restoration times when outages do occur.

Every mile we clear using data-driven insights means fewer outages and safer operations.

Why It Matters

Reliability is more than convenience—it's about supporting homes, schools and businesses across our community. By leveraging technology, FEC ensures that cooperative dollars are spent wisely, delivering the greatest reliability benefit per dollar.

This approach reflects our commitment to cooperative principles No. 7, Concern for Community, and No. 6, Cooperation Among Cooperatives, as we work with trusted partners to implement these innovations. ■

Data-Driven Reliability

How Fayette EC uses AI and satellite technology to keep your power on

Vegetation Risk Zones
(Priority Trim Areas)

Crews act on AI-driven insights to improve reliability.

Vegetation Risk Zones

BY THE NUMBERS

- Trees cause 30% of outages
- Goal: 5-year cycle trim plan
- Maintenance: 3,000 miles of overhead lines

TECH IN ACTION

- AI Dash integrates satellite imagery + outage data
- Prioritizes trimming for maximum reliability



Go Green for Valentine's Day

MOVE OVER RED. Green is the new color of Valentine's Day, and it's out to prove that saving energy with your loved ones this February can be romantic. Stores are stocking up with earth-friendly gifts, but it's not about what you give—it's how you celebrate that can make this Valentine's Day environmentally friendly. **Follow these tips for an energy-conscious day.**

Save on gas—and reduce emissions—by staying home and cooking a meal together this year.

Buy local food for your home-cooked meal. Buying locally grown food supports your neighbors and ensures that your food hasn't traveled energy-wasting miles to reach you. While local food may seem scarce in the winter, farmers often sell winter vegetables or root vegetables stocked from the summer.

To save electricity and your own time and energy, cook your romantic meal in a slow cooker. This meal makes a warm, delicious Valentine's treat, and the smaller appliance uses less energy than oven cooking.

If you don't own a slow cooker, avoid the oven and try dishes you can cook in the microwave, toaster oven or air fryer. On the stovetop, use the correct-size pan for the burner, keep the lids on and turn the burner off shortly before the dish is done.

Candlelight is romantic and doesn't cost a penny of electricity. If you must flip a switch, make sure your fixtures contain energy-efficient LED bulbs.

Make your gifts more sustainable. Give greeting cards printed on recycled paper—maybe even a homemade one—and opt for a longer-lasting potted plant that gives all year long rather than fresh-cut flowers that fade away. ■

Fayette Electric Cooperative

Your Touchstone Energy® Cooperative



CONTACT US

2111 N. Von Minden Rd.
P.O. Box 490
La Grange, TX 78945
Local (979) 968-3181
Toll-Free 1-866-968-3181
Email electric@fayette.coop
Web fayette.coop

Your Board of Directors

Joseph D. Kruppa, President
Gale Lincke, Vice President
James A. Anderle, Secretary-Treasurer
David A. Stancik
Clayton Wessels
Scott Schultz
Jonathan Treptow

Your General Manager
Doug Lambert

24/7 Outage Hotline Numbers

For information and
to report outages,
please contact us.

LOCAL

(979) 968-3181

TOLL-FREE

1-866-968-3181

TEXT "OUT"

1-844-971-1048

ABOUT FAYETTE EC

FEC serves Austin, Bastrop, Colorado, Fayette, Lavaca, Lee and Washington counties.

CONVENIENT PAYMENT OPTIONS

- Pay by Bank Draft
- Pay Online Using SmartHub
- Pay by Phone at 844-971-1048
- Pay in Person
- Pay by Credit Card Draft
- Pay by Mail

TEXAS CO-OP POWER

Fayette EC provides *Texas Co-op Power* and TexasCoopPower.com to give you information about events, safety, special programs and other activities of your cooperative. If you have any comments or suggestions, please contact the co-op office.

VISIT US ONLINE

fayette.coop





BANKSPHOTOS | ISTOCK.COM

Kill a What?

EVER PRETEND TO know what an electrician is talking about when he or she tells you what needs to be fixed? If so, or if you just want to expand your electrical vocabulary, here's a glossary of common electrical terms.

Amperes, or amps, measure the rate of flow of electricity. It's comparable to the flow of water through a hose. Fuses and circuit breakers are rated in amps to indicate the amount of electricity they can carry safely.

Circuit breakers and fuses are safety devices that automatically cut the flow of electricity when a circuit is overloaded.

In a fuse, an element melts when overloaded, stopping the flow. In a circuit breaker, a switch is tripped when it is overloaded. Whereas a fuse must be replaced, a circuit breaker can just be reset after the cause of the overload has been corrected.

Circuit breakers and fuses are preset to appropriate amperage ratings, and it's important for the safety of your home or business that the amperage ratings in the main service panel are followed.

The electrical service entrance normally consists of wires enclosed in conduit, a proper ground, your electric meter base and the main service panel—essentially the entire apparatus necessary to bring safe electricity into your home.

The main service panel (referred to as the "fuse box" in many homes) is a metal box that houses the circuit breakers or fuses. The main service panel serves as the point from which electricity is distributed to branch circuits throughout your

home for appliances, lights and outlets.

An overload is when a circuit has carried more electricity than it can handle, so the wires get hot and cause the circuit or breaker to trip.

Transformers are electrical devices that can increase or decrease the voltage of electricity. Some of them are underground in big green boxes, and some are affixed to power poles.

Volts measure electric force. They're the force behind the current, or amps, flowing through a wire. Just as the amp can be compared to the amount of water flowing through a hose, the volt can be compared to the amount of pressure pushing that water.

A watt is a unit of electrical power equal to 1 amp under the pressure of 1 volt.

A watt-hour is the measurement of electrical energy used, measured as 1 watt of electricity used for one hour.

A kilowatt-hour is 1,000 watt-hours, abbreviated kWh. On electric bills, this indicates the amount of electric energy used. A 100-watt lamp operated for 10 hours (100 watts x 10 hours) uses 1,000 watt-hours or 1 kWh.

Having a grasp of your home's electrical system isn't just about sounding smart; it's a key part of ensuring safety and managing your energy use efficiently. ■

Celebrate the Super Bowl Safely

THE BIG GAME is an event that brings together friends and family across the nation. Having a safety game plan in place will ensure that your Super Bowl party is a hit with guests.

No matter who you're rooting for, or if you're just in it for the commercials, make sure electrical safety is in your lineup this Super Bowl Sunday—and always.

Offensive Line

You might need extension cords to power slow cookers or electronics. Never attempt to extend the length of an extension cord by connecting it with another extension cord, and make sure cords are not pinched. Do not place cords in high-traffic areas or under carpets, rugs or furniture, and don't nail or staple them to anything. Don't overload circuits; avoid plugging too many devices into an outlet. Use a surge protector and keep all liquids away from electrical items.

Don't Fumble Safety

Save your risky bets for the game. Smoke alarms should be on every floor of your home and outside all sleeping areas. Keep a fire extinguisher nearby in case of emergencies. Ensure that any appliances, space heaters and extension cords have a safety label from a recognized testing laboratory.

Kicking It in the Kitchen

In your efforts to create the perfect Super Bowl spread, don't forget that safety is crucial. Even if it means missing a play or two, stay in the kitchen when food is cooking on the stovetop, and turn off burners if you have to leave the room. Make sure all countertop appliances are not near the sink and keep cords, pot holders and towels away from hot surfaces.

Tackle Securing the TV

An improperly anchored TV can pose a serious risk, especially with pets or children running around. To make sure it doesn't tip over, use a wall mount or secure straps to secure your TV to the wall or a stable piece of furniture. Remember to tuck away cables and cords so they don't create a tripping hazard. ■



ARSENIVAS | ISTOCK.COM



PHYNART STUDIO | ISTOCK.COM

Space Heater Safety Tips

SPACE HEATERS ARE a great way to warm specific rooms in your home without having to crank up the thermostat, but using space heaters doesn't come without risk. **Use these tips to keep your home safe.**

Do: Plug your space heater directly into the wall outlet.

Don't: Leave your space heater unattended. Always unplug it before you leave the house or go to bed.

Do: Buy a unit with an automatic shut-off in case the unit tips over or you forget to turn it off.

Don't: Use an extension cord to plug in your space heater. It can cause the heater to overheat and can be a tripping hazard.

Do: Keep your space heater in low-moisture rooms.

Don't: Put your space heater in the bathroom. The moisture can damage the unit, which could cause it to malfunction.

Do: Keep your space heater at a safe distance (at least 3 feet) from kids, pets and flammable items.

Don't: Place your space heater near curtains, clothing, furniture or bedding.

Do: Always follow the device's directions and take a broken space heater to a qualified appliance service center.

Don't: Try to repair a broken space heater yourself. ■



JULPO | ISTOCK.COM

Beware of Indoor Winter Safety Hazards

FIRES CAUSED BY home heating peak during the winter months, with nearly half of all U.S. home heating equipment fires occurring between December and February.

Space heaters and stoves are involved in nearly one-third of house fires, accounting for about 8 out of 10 deaths and 7 out of 10 injuries. Cooking-related fires are the leading cause of home fires year-round.

Here are some tips to reduce the risk of home fires and associated hazards during the winter months.

Heating Safety

Make sure all heating equipment is in good working order. Heating systems and chimneys should be cleaned and inspected annually by a qualified professional.

Keep flammable items at least 3 feet away from all heating equipment, including furnaces, fireplaces, woodstoves and space heaters.

Always use the manufacturer-recommended fuel for fuel-burning space heaters and follow directions for safe use.

Make sure space heaters are in good working order, and turn them off when leaving the room or going to sleep.

Electrical Safety

Only plug one heat-producing appliance (like a coffee maker, toaster, space heater, etc.) into an outlet at a time.

Check electrical cords to make sure they aren't running across doorways or under carpets, creating a tripping hazard.

Extension cords are intended for temporary use. Have a qualified electrician add more outlets so you don't have to use extension cords.

Call an electrician or your landlord if you have frequent problems with blowing fuses or tripping circuit breakers, a tingling feeling when you touch an appliance, a discolored or warm wall outlet, a burning or rubbery smell from an appliance, flickering or dimming lights, or sparks from an outlet.

Carbon Monoxide

Choose a CO alarm with the label of a recognized testing laboratory. Follow the manufacturer's instructions for placement and mounting height.

CO alarms should be installed in a central location outside each sleeping area, on every level of the home and in other locations where required. For the best protection, interconnect all CO alarms through-

out the home. When one sounds, they all sound.

Test CO alarms at least once a month and replace them according to the manufacturer's instructions.

If the trouble signal sounds, check for low batteries. If the battery is low, replace it. If it still sounds, call your local fire department.

If the CO alarm sounds, immediately move to a fresh-air location outdoors or by an open window or door. Make sure everyone inside the home is accounted for. Call for help from a safe location and stay there until emergency personnel arrive.

If you need to warm a vehicle, remove it from the garage immediately after starting it. Do not run a vehicle or other fueled engine or motor indoors, even if garage doors are open.

A generator should be used in a well-ventilated location outdoors away from windows, doors and vent openings.

Smoke alarms, which reduce the risk of dying in a home fire by more than half, must be installed in all required locations and work properly. People may have as little as two minutes to escape a home fire from the time the smoke alarm sounds. Knowing what to do when the smoke alarm sounds and using that time wisely can save a life. ■

Show Your Appliances Some Love This Month

THIS VALENTINE'S DAY, lavish a little affection and attention on your trusty household appliances to keep them humming all year long. These simple maintenance tips can extend the life of your largest electric appliances and help them operate more efficiently, saving you money on your monthly energy bill.

Once a year, shut off the water to your water heater and drain the tank completely. Then turn the incoming water on and off alternately for 20 seconds to flush minerals and sediment that collect at the bottom of the tank and cause it to operate inefficiently.

If you have a refrigerator with condenser coils at the back or bottom, vacuum them to remove dust that can impede the efficiency of the unit. To ensure refrigerator and freezer doors seal tightly, place a dollar bill between the door frame and the gasket. If the dollar bill pulls out easily or falls out, the gasket needs replacing.

Pull your clothes dryer away from the wall and detach the vent tube from the back of the dryer. Using your hand and a vacuum, clean out built-up lint from the back of the dryer and inside the vent tubing.

Remove plant overgrowth and debris from around the air conditioner's outdoor compressor unit or your heat pump to prevent the system from working harder than necessary to heat and cool your home. Have the HVAC system inspected and serviced annually. ■



Avoid Overloaded Circuits at Home

THERE'S A LOT of new technology around to help make our lives easier. But all together, those devices can take a toll on your home's circuits and outlets.

Circuit overload happens when demand on a circuit exceeds its capacity. This can cause the breaker to trip or, worse, create a fire risk from overheated wiring. In addition, appliances and devices plugged into an affected circuit can become damaged.

Your home's circuits may be overloaded if lights flicker when you turn on appliances, circuit breakers frequently trip, or outlets or switches are warm to the touch or smell like they're burning.

Use these tips to prevent circuit overload and keep your home safe.

Label circuit breakers to understand the different circuits in your home.

Contact a qualified electrician to inspect your home if it's older than 40 years or has had a major appliance installed.

Have a qualified electrician install new circuits for high-energy-use devices, such as washers, dryers, refrigerators, dishwashers and ovens.

Purchase energy-efficient appliances and lighting to reduce your electrical load. ■

*Fayette Electric
Cooperative
wants you to*

Empower Your Future, Empower Dreams!

Apply NOW for our Academic
or Trade School Scholarships!

Deadline: April 1, 2026



Adin Beyer - Schulenburg High School



Sadie Noska - Flatonia High School

Apply by visiting:

fayette.coop/scholarships

Have questions?
Contact Tracy Denton at
(979) 968-3181 or tracya@fayette.coop.

MARK YOUR CALENDAR

Thomas Edison's Birthday

Wednesday,
February 11

Valentine's Day

Saturday,
February 14

Presidents Day

Monday,
February 16

National Random Acts of Kindness Day

Tuesday,
February 17

Love Your Pet Day

Friday,
February 20

FOTOGRAFIA BASICA | ISTOCK.COM

Up Your Efficiency When You Replace Windows

NEW WINDOWS CAN be a great way to increase your home's energy efficiency and reduce your power bill. If you're thinking about replacing your windows with more efficient, lower maintenance models, consider cost, features, energy bills, maintenance and installation.

Cost. You get what you pay for when you buy windows. Buy the best ones you can afford. If a big, upfront purchase is more than you're willing to spend right now, you can purchase and install them a few at a time instead of all at once.

Features. Choose high-performance windows that have at least two panes of glass and a low-emittance coating. For better insulation, look for a low U-factor, the rate at which a window, door or skylight conducts non-solar heat flow. Also look for a low solar heat gain coefficient—a measure of solar radiation emitted through a window, door or skylight. Selecting these types of windows will maximize energy savings in temperate climates with cold and hot seasons.

Energy bills. Once you replace your leaky, single-pane windows with double-pane models, you should notice a drop in your heating and cooling bills. Windows with the Energy Star label can reduce your energy bill by up to 15%.

Maintenance. Wooden windows are beautiful, but they can rot unless you're willing to repaint them every few years. Once the wood rots, it's more than an eyesore. It's an invitation for rainwater to seep through soft, cracked wood and into your house. Sometimes, that water pours in right through the window, but it often leaks into the walls and you never see it.

Installation. You don't always have to replace the windowsill and molding when you get new windows. You have two options. For a full-frame installation, the installer removes all traces of your old window, sill and frame. On a pocket installation, the installer replaces just the window, leaving the sill and frame. Full-frame, of course, costs more than a pocket installation. ■



FALOMBINI | ISTOCK.COM



MELISSA CARROLL | ISTOCK.COM

DIY Caulking

CAULKING IS AN easy, inexpensive way to seal drafts around your home and make it feel warmer in the winter. Even better, it can pay for itself through energy savings in only one year.

Most caulking compounds come in disposable cartridges that fit in half-barrel caulking guns. Look for one with an automatic release for the smoothest application. Caulk forms a flexible seal and works best for cracks and gaps less than a quarter-inch wide.

- ▶ Before application, remove old caulk and paint from the area using a putty knife. Clean and dry the area.
- ▶ Hold the gun at a consistent 45-degree angle along the crack.
- ▶ Caulk in one straight, continuous line. Avoid starts and stops.
- ▶ Release the trigger before pulling the gun away to avoid excess caulk. An automatic release will help avoid this problem.
- ▶ Make sure the caulk sticks to both sides of the crack. If it oozes out, push it back in with a putty knife.
- ▶ If the caulk shrinks, reapply to seal the crack completely. ■

PROTECT WHAT MATTERS MOST

\$5 Gold American Eagles at COST! It's that simple. These Government issued coins are the easiest and safest way to protect your money and your family! A 5 minute call can change everything. DON'T WAIT!

- Portfolio Diversifier.
- Free of dealer Markup.
- Inflation Proof.
- Ultimate Safety Net.



LIMITED TIME OFFER -
WHILE SUPPLIES LAST
(10 COIN MAXIMUM - NEW CUSTOMERS ONLY)

CALL TODAY:

(346) 445-6656



\$399

per coin

Vault Code:

XAS-126

24 HOUR PHONE LINE

*"Gold is money.
Everything else
is credit."
- J.P. Morgan*

*If you are buying as an investment, a gift, or just safeguarding your cash, this is the perfect way to do so! We are looking forward to **EARNING** your business, not just gaining it!*



SUPREME COIN AND BULLION

Your future self will thank you

Give friends and family the Best of Texas.



Texas Co-op Power presents a collection of best-loved recipes from two of our most popular cookbooks ever, the *Typically Texas Cookbook* and *The Second Typically Texas Cookbook*.

This cookbook is filled with more than 700 recipes, including more than 300 dessert recipes.

Order online at TexasCoopPower.com and put *The Best of Typically Texas Cookbook* in your kitchen for only \$29.95 (price includes tax, shipping and handling).

To order by mail, send a check or money order payable to TEC for \$29.95 to Best of Typically Texas Cookbook, 1122 Colorado St., 24th Floor, Austin, TX 78701.

From the publishers of **TexasCoopPower**

Please allow 4-6 weeks for delivery.

\$29.95



a popular comic strip of the day called *Boots and Her Buddies*.

Boots' band was what's known as a territory band—dance bands, usually consisting of a dozen or so musicians, that crisscrossed specific regions of the U.S. from the 1920s through the 1960s, performing popular songs of the day. They played one-nighters six or seven nights a week, at venues like meeting and dance halls and hotel ballrooms.

Jazz historians have called these bands the cover bands of their day and credit them with bringing popular music to places that national booking agents ignored.

In this era, San Antonio was a regular stop for the major record labels' field trips to record regional artists and genres. Boots and His Buddies recorded 42 sides for the RCA Victor/Bluebird Records label in San Antonio between 1935 and 1938.

Texas writer and jazz scholar Dave Oliphant, who is responsible for much of what little we know about Douglas, notes that Boots and His Buddies was unlike other jazz groups or individual artists from Texas because they "never left the state for fame in Kansas City, New York, Chicago or Los Angeles."

But the band did occasionally play outside the state. A Paris, Texas, newspaper from July 1937 noted, "The Douglas band comes to Paris from engagements at the Kit Kat Klub, St. Louis; the Grand Terrace Café, Chicago; and from recent fill-in spots in Dallas's Chez Maurice."

Boots and His Buddies continued to tour, almost exclusively in Texas, through the 1940s before Douglas called it quits and moved to Los Angeles in 1950.

He continued to play part time in California, until he didn't. The Handbook of Texas notes that Social Security death records list a Clifford Douglas, who was born September 7, 1906, in Texas and died October 27, 2000, in Los Angeles. ■

Boots Across Texas

The best jazz musician, arranger and bandleader you've never heard of

BY CLAY COPPEDGE • ILLUSTRATION BY KIRSTEN ULVE

MOST DISCUSSIONS OF the Temple jazz scene in the early 20th century—if indeed there are such discussions or there was a jazz scene to discuss—begin and end with Scott Joplin.

Joplin, a Texan and the acknowledged king of ragtime music, was in Temple for at least a short while in 1896 as a member of the Texas Medley Quartet and published three of his very early compositions while in the Central Texas city.

But the discussion ought to include Clifford "Boots" Douglas, who was born in Temple 12 years later. Douglas took up the drums when he was 15 and would go on to become the best jazz musician and arranger you've never heard of.

In 1926 he took his talents to San Antonio, where his first gig was with Millard

McNeal's Southern Melody Boys. He formed his own band, Boots and His Buddies, soon after.

"Although born the same year as fellow San Antonio bandleader Don Albert, we know far, far less about Boots Douglas and his band than we do Albert. That's because Boots made the mistake of being born in Temple, Texas, instead of New Orleans," wrote a blogger for Wired for Sound. "The fact that Boots' early Bluebird sessions were sometimes as good or better than Albert's Vocalion session from the same time frame was of no apparent concern to jazz historians."

The band was usually billed as Boots and His 13 Buddies, though sometimes circumstances reduced him to 11 Buddies. The name very likely came from

Cheesecake

Massively delicious delights that are well worth the effort

BY VIANNEY RODRIGUEZ, FOOD EDITOR

This is everything I want in a cheesecake. I want a buttery crust, a thick filling and a pop of tartness from citrus. I topped mine with freshly whipped cream, but lemon curd, fresh berries, a jam or candied lemon would all be delicious too. Please note: Cheesecakes take a lot of time. Allow yourself a day and a half from start to serving.

Lemon Cheesecake

CRUST

2 cups shortbread cookie crumbs
¼ cup sugar
½ cup (1 stick) butter, melted

FILLING

4 packages cream cheese (8 ounces each), softened
1 cup sugar
½ cup heavy cream
1 tablespoon lemon zest
¼ cup fresh lemon juice
2 tablespoons flour
2 teaspoons vanilla extract
1 teaspoon lemon extract
8–10 drops yellow food color
5 eggs, room temperature
1 cup whipped cream, for topping
1 lemon, thinly sliced, seeds removed, for garnish

- 1. CRUST** Preheat oven to 325 degrees. Coat a 10-inch springform pan with cooking spray.
- 2.** In a medium bowl, combine cookie crumbs, sugar and butter. Press into bottom of prepared pan. Bake 10 minutes, then allow to cool.
- 3. FILLING** In a bowl, beat cream cheese and sugar on medium speed until smooth. Reduce speed to low and beat in heavy cream, lemon zest and juice, flour, and vanilla and lemon extracts. Add food color, starting with 8 drops, but adding up to 2 more to achieve desired color. Add eggs and beat on low until just combined.
- 4.** Place springform pan on a baking sheet. Carefully pour filling over crust. Bake 60–70 minutes or until center is almost set.
- 5.** Remove from oven and allow to cool completely. Refrigerate overnight.
- 6.** Run a knife around edge of cheesecake to separate from springform pan, then remove side wall. Gently run a knife between bottom crust and base of pan to separate cheesecake. Place on a cake stand or serving platter.
- 7.** Top with whipped cream and lemon slices.

SERVES 12

TCP Follow Vianney Rodriguez as she cooks in Cocina Gris at sweetlifebake.com, where she features a recipe for Mexican Chocolate Cheesecake.





Cinnamon Roll Cheesecake

MARIJA DIMITROVSKA
NUECES EC

This one is for my cinnamon roll lovers. All the flavors of the delicious pastry baked into a cheesecake is simply genius. I'll be whipping this one up regularly.

CRUST

1½ cups graham cracker crumbs
¼ cup brown sugar
¼ teaspoon ground cinnamon
6 tablespoons (¾ stick) unsalted butter, melted

CINNAMON SWIRL

1 cup brown sugar
⅓ cup flour
1 tablespoon ground cinnamon
⅓ cup (⅔ stick) butter, melted

FILLING

4 packages cream cheese (8 ounces each), softened
1 cup brown sugar
¼ cup sugar
½ cup sour cream
4 eggs, room temperature
1 teaspoon vanilla extract
½ teaspoon salt
Cream cheese frosting (optional)

1. CRUST Preheat oven to 325 degrees. In a medium bowl, combine graham cracker crumbs, brown sugar and cinnamon. Stir to combine. Stir in melted butter. Press mixture into bottom of a 9-inch springform pan.

\$500 WINNER

Lime Cheesecake With Caramelized Mangoes

ROSE M. DAILEY
HOUSTON COUNTY EC



Dailey developed this recipe when she had a surplus of mangoes, and it is a delight. I had never caramelized mangoes before—what a pop of flavor!



CRUST

1¼ cups graham cracker crumbs
2 tablespoons sugar
4 tablespoons (½ stick) butter, melted

FILLING

3 packages cream cheese (8 ounces each), softened
1 cup sour cream
1 can sweetened condensed milk (14 ounces)
1 teaspoon vanilla extract
3 eggs
2 tablespoons lime zest
¼ cup lime juice

CARAMELIZED MANGOES

⅓ cup sugar
¼ cup water
1 tablespoon (⅓ stick) unsalted butter, cut into small pieces
5 cups chopped mango

- 1. CRUST** Preheat oven to 350 degrees. Coat a 9-inch springform pan with cooking spray.
- 2.** In a medium bowl, combine graham cracker crumbs, sugar and melted butter. Press crumb mixture evenly over bottom and up the side of prepared pan. Bake 5–6 minutes, then allow to cool.
- 3. FILLING** Reduce oven to 325 degrees. In a large bowl, beat cream cheese and sour cream on medium speed until fluffy. Gradually add sweetened condensed milk, beating until smooth. Add vanilla and eggs, and beat on low until combined, scraping down sides of bowl. Add lime zest and juice, and beat on low until combined. Pour into prepared pan.
- 4.** Bake 1 hour. Remove from oven and place pan on a cooling rack for an additional hour. Refrigerate at least 6 hours, until firm.
- 5.** Run a knife around edge of cheesecake to separate from springform pan, then remove side wall. Gently run a knife between bottom crust and base of pan to separate cheesecake. Place on a cake stand or serving platter.
- 6. CARAMELIZED MANGOES** Combine sugar and water in a large, heavy skillet over medium-high heat. Cook until sugar dissolves. Continue cooking 3 minutes or until golden; do not stir. Add butter to pan and stir to combine.
- 7.** Reduce heat to medium. Add mango to pan, gently stirring to coat. Cook 10 minutes or until mango is lightly browned, stirring frequently. Allow to cool and serve cheesecake topped with mangoes.

SERVES 12

TCP \$500 Recipe Contest

DON'T SKIMP ON SHRIMP DUE FEB 10

No state produces more shrimp than Texas—2 million pounds a year. How do you like yours? Our favorite shrimp recipe will win \$500 and appear in the July issue.

UPCOMING: AFTER-SCHOOL SNACKS DUE MAR 10



**ENTER
ONLINE**

CONTINUED ON PAGE 28 >

RECIPES CONTINUED

2. Bake 10 minutes. Allow to cool. Once cool enough to handle, wrap the bottom of the pan with a few layers of foil.

3. CINNAMON SWIRL In another bowl, stir together brown sugar, flour and cinnamon. Stir in melted butter. The mixture will be thick and gooey. Set aside.

4. FILLING Beat cream cheese on medium speed 2–3 minutes, until smooth. Add brown sugar and sugar, and continue beating an additional 2 minutes, scraping down sides as needed. Add sour cream and beat until incorporated.

5. Add eggs one at time and beat on low until combined, scraping down sides of bowl. Gently stir in vanilla and salt.

6. Pour $\frac{1}{3}$ of filling over cooled crust. Gently spread $\frac{1}{3}$ of prepared cinnamon swirl over filling. Repeat this process until you have poured all the filling and top off with the last of the swirl.

7. Place springform pan in a large roasting pan. Add hot water to roasting pan halfway up side of springform pan to form a water bath. Carefully place in oven and bake 60–70 minutes. At this point, the cheesecake will be slightly jiggy to the touch, but the edges will be set. Turn off oven and allow cheesecake to cool in the oven 30 minutes. Then remove roasting pan from oven.

8. Allow to cool completely before removing cheesecake from water bath. Refrigerate at least 4 hours or overnight. When ready to serve, run a knife around edge of cheesecake to separate from springform pan, then remove side wall. Place on a cake stand or serving platter.

9. Top with cream cheese frosting, if desired.

SERVES 12

Chocolate Amaretto Cheesecake With Raspberries

GLEND A PEIRSOL
PEDERNALES EC

Chocolate + Amaretto + Raspberries? Sign me up! This cheesecake can be enjoyed all year. It's perfect for date night, Valentine's Day, entertaining or a girls' night in.

CHEESECAKE

- 1½ cups crushed chocolate cookies or chocolate graham crackers**
- 3 packages cream cheese (8 ounces each), softened**
- 1½ cups sugar**
- 1 cup cottage cheese**
- ½ cup plus 3 tablespoons unsweetened cocoa powder**
- ¼ cup plus 2 tablespoons flour**
- ¼ cup amaretto, or 2 teaspoons almond extract**
- 2 tablespoons vanilla extract**
- ¼ teaspoon salt**
- 4 eggs, room temperature**
- ½ cup semisweet chocolate chips**

FROSTING

- ½ cup (1 stick) butter, melted**
- ¾ cup unsweetened cocoa powder**
- 3 cups powdered sugar**
- ½ cup milk**
- 1 teaspoon vanilla extract**



½ cup raspberry jam
1 pint raspberries

1. CHEESECAKE Preheat oven to 315 degrees. Coat bottom and sides of a 9-inch springform pan with cooking spray. Sprinkle crushed cookie crumbs on bottom of pan.

2. Beat cream cheese on medium speed until smooth. Add sugar, cottage cheese, cocoa powder, flour, amaretto or almond extract, vanilla, and salt. Beat on low until smooth. Add eggs and beat on low until combined. Stir in chocolate chips.

3. Slowly pour mixture over crumbs in prepared pan. Bake on middle rack 75 minutes. Remove from oven, allow to cool on a rack and refrigerate overnight.

4. FROSTING In a large bowl, stir together melted butter and cocoa powder until evenly mixed. Add in powdered sugar and milk. Beat on low until smooth and easily spread. Stir in vanilla.

5. Run a knife around edge of cheesecake to separate from springform pan, then remove side wall. Gently run a knife between bottom crust and base of pan to separate cheesecake. Place on a cake stand or serving platter.

6. Spread raspberry jam on top, leaving about a 1-inch border around the edge. Pipe frosting to make a border around the top and bottom of cheesecake. Top with raspberries.

SERVES 12

**TEXAS
INDEPENDENCE DAY**

**190TH ANNIVERSARY
CELEBRATION!**

FEBRUARY 28TH

FREE ADMISSION & PARKING

AND

**ECHOES OF INDEPENDENCE:
A LANTERN TOUR**

FEBRUARY 27TH

TICKETS REQUIRED

WHERE TEXAS BECAME TEXAS
WWW.WHERETEXASBECAMETEXAS.ORG

**WASHINGTON ON THE BRAZOS
STATE HISTORIC SITE**

TCP E-news

TCP Sign up now
TexasCoopPower.com/join

Spirituality Meets Artistry

"I never expected it to be so beautiful that it takes your breath away."

— Kaya C., on Stauer Opals



In a quaint village, nestled between rolling hills, lived a young woman with a deep appreciation for gemstones. Her grandmother gifted her a delicate cross pendant adorned with opals. The opals shimmered with a mesmerizing play of colors, reflecting hues of blues, greens, and fiery oranges. Her grandmother shared the legend of the opals, believed to bring hope, purity, and luck to those who wore them.

Using this story as inspiration, Stauer brings you the **Opal Spirit Cross Pendant**. With over 2 total carats of Kyocera lab-created opals set in .925 sterling silver encased in yellow gold, this pendant is a radiant celebration of beauty and craftsmanship. Each opal captivates with a kaleidoscopic dance of fiery oranges blending into oceanic blues, streaked with flashes of vibrant green that seem to come alive with every movement. The shimmering opals are skillfully arranged to create an enchanting, otherworldly glow, embodying the spirit of hope and harmony.

This breathtaking combination of color and craftsmanship is available as a limited availability of

only 930 pieces, making it a rare and treasured addition to your jewelry collection. Plus, when you order today, you'll receive the gold-finished sterling silver chain—a \$69 value—absolutely free!

Don't miss your chance to own this exclusive tribute to timeless elegance and meaningful symbolism.

Necklace Specifications:

- 2 ½ ctw. Kyocera lab opals and Diamond Aura® accents
- Yellow gold-finished .925 sterling silver setting
- 18" gold-clad .925 sterling silver chain

Opal Spirit Cross Pendant *plus* FREE Chain

~~\$499~~ \$59* + S & P Save \$440

*Special price only for customers using the offer code.

1-800-333-2045

Your Insider Offer Code: OCR329-01

Stauer®

14091 Southcross Drive W.
Dept. OCR329-01, Burnsville, MN 55337
www.stauer.com



COURTESY CHET GARNER

Honky-Tonk Heaven

The humble dance hall in Helotes where legends broke in their boots

BY CHET GARNER

IF TEXAS DANCE HALLS had a Mount Rushmore, this iconic honky-tonk would be chiseled in. From the outside, it looks like the kind of roadside stop where you'd grab a cold Coke and a bag of pork rinds. But step inside, and you'll quickly realize you've entered a shrine to Texas country music that's been making boots scoot since 1942.

John T. Floore's Country Store—known to most simply as “Floore's”—sits near the north end of the Helotes historic district just outside San Antonio. It isn't so much a “store” as a dance hall that's hosted everyone from Hank Williams to Kacey Musgraves. In fact, the legend of “Shotgun Willie” Nelson was born on this stage, where he carved out his new persona and found a lifelong following.

The walls are lined with photos that make up a who's who of country music spanning nine decades, while the boots hanging from the rafters whisper the stories of generations of Texans who've danced the night away.

When I visited, the street was filled with pickup trucks as the smell of brisket drifted on the Hill Country breeze. Inside, I ordered a plate of tamales (a Floore's specialty) and an ice-cold longneck, served just the way Texas law requires.

By the time the band struck its first chord, the dance floor was packed with folks two-stepping like they'd been practicing for years. I tried to keep up but mostly looked like a confused armadillo on roller skates.

What makes Floore's special isn't just the music or the food—it's the feeling that you're standing in the middle of Texas history that's still alive and kicking. It's a place where past and present two-step together under the same neon lights. ■

ABOVE Chet grabs a prime parking spot at John T. Floore's Country Store.

TCP Watch the video on our website and see all of Chet's Explorations on *The Daytripper* on PBS.



Know Before You Go

Call ahead or check an event's website for scheduling details, and check our website for many more upcoming events.

FEBRUARY

6

Grand Prairie [6–8, 13–15, 21–22] Lunar New Year, (972) 975-5100, asiatimesquare.com

7

North Zulch Volunteer Fire Department Chili Cook-Off, (979) 488-9214, northzulchvfd.org

Palestine Mardi Gras Parade, 1-800-659-3484, visitpalestine.com

10

Fort Worth [10–15] Six, (817) 212-4280, basshall.com

13

Boerne [13–14] Chocolate Walk, (830) 248-1635, ci.boerne.tx.us

14

Chappell Hill Wine & Chocolate Stroll, (979) 337-9910, chappellhilltx.com

Grapevine Sweetheart Wine Train, (817) 410-3185, grapevinetexasusa.com

Valentine Valentine's in Valentine, valentineinvalentinex.com

15

Fredericksburg Lindsay and Jason, fredericksburgmusicclub.com

16

Brenham [16–21] Fortnightly Club Used Book Sale, (979) 525-7414, facebook.com/thefortnightlyclub

20

Brenham [20–21] Friendship Quilt Guild Quilt Show, (979) 525-1128, friendshipquiltguild.com

21

Spicewood Stars, Spurs & Illusions: The Art of Texas Magic, (512) 264-2820, spicewoodarts.org

24

Gonzales 100th Anniversary Organ Concert, (830) 672-3521, gonzalesprestexas.com

27

La Grange [27–28] Colorado Valley Quilt Guild Quilt Show, coloradovalleyqg.com

Washington [27–28] Texas Independence Day Celebration, (936) 878-2214, wheretexasbecametexas.org

28

Boerne 1940s Night at the USO Gala, (512) 693-8382, vfw688.org

Conroe Arbor Day, (936) 539-7824, mcmga.com

MARCH

1

Corsicana Living History Event, (903) 875-7438, pearcemuseum.com

5

Corsicana Divas of Soul, (903) 874-7792, corsicanapalace.com


6

Spicewood Blue Water Highway, (512) 264-2820, spicewoodarts.org

Submit Your Event

We pick events for the magazine directly from TexasCoopPower.com. Submit your May event by March 1, and it just might be featured in this calendar.

Book your Spring Break Getaway in Grapevine



Scan here to start planning



Hit the Road Event Calendar

With hundreds of events across Texas listed every month, TexasCoopPower.com has something for you.

 **Plan now**
TexasCoopPower.com/events



LOWER YOUR THERMOSTAT, LOWER YOUR BILL

**Conserve electricity
and avoid higher
winter energy bills.**

**Setting the thermostat
to 68 degrees when
home—and lower when
away—saves money.**

**Each degree you decrease
can save 3%–5%.**

Save even more with these tips:

Turn off and unplug unused lights and appliances.
Close shades and blinds at night to reduce heat loss.
Open them to capture solar heat on sunny days.
Avoid using electric space heaters.
Change furnace filters.
Weatherstrip or caulk doors and windows.

Your electric cooperative encourages you to use energy efficiently.

From the Oil Fields

It's dangerous work. Those who choose this profession are bold, risking their own safety to fuel the world. Their tireless pursuit energizes homes and businesses, keeps trucks delivering goods across the country, and provides a wide variety of products. This month we salute those in search of black gold.

CURATED BY GRACE FULTZ



1 JAMIE VAZQUEZ
PEDERNALES EC

"The sunset on a few jack-up rigs waiting for work in Galveston."

2 MIKE PALMER
FORT BELKNAP EC

"My grandfather Tobe Palmer, center, far back, pulling an oil well near Electra around 1918."

3 GARY BAKER
MIDSOUTH EC

"Looking for Texas tea in the moonlight."

4 DAFFANA GRAY
PEDERNALES EC

"My youngest brother, Eric Gray, operations supervisor for a major oil and gas operations company."



Upcoming Contests

DUE FEB 10 Making a Splash
DUE MAR 10 Seasoned Snaps
DUE APR 10 Underwater Life



Enter online at TexasCoopPower.com/contests.

TCP See Focus on Texas on our website for many more From the Oil Fields photos from readers.



What Love Looks Like

In sickness and in health—
in a tiny Hill Country cabin

BY SHERYL SMITH-RODGERS
ILLUSTRATION BY PETE LLOYD

FOR MANY OF THEIR nearly seven decades together, Cicero and Olla Rust lived in a comfortable home on their Blanco County ranch.

But when Olla became sick in her last years, caring for both her and a large house became too much. So Cicero sold the house and moved a one-room cabin onto their land.

“That’s one good woman!” Cicero exclaimed after I arrived for an afternoon visit. In bed lay his wife, a mere shadow of the strong woman she’d once been. A woman who had chopped cedar, corralled cattle and worked their land as good as any ranch hand.

Now she lay on her side, knees drawn, arms across her stomach, her head on a pillow. A cotton sheet lay tousled to one side.

Cicero and Olla met in 1935 in the Hill Country. Her father forbade the romance, but a year later, Olla told Cicero that she wanted to get married.

Secretly, they agreed to meet in Johnson City on a stormy night in May 1936. But Olla’s father kept her after dark doing chores. By the time the couple finally arrived at the judge’s home, it was 11:30 p.m. So Cicero had to “run the JP out of bed” to perform the ceremony.

During their first nine years together, the couple lived in a run-down, one-room sharecropper’s cabin. To make money, they chopped cedar and sold three stacked cords for \$5. Determined to do better, they saved their money, bought two milk cows and sold cream.

“That Depression learned me a lot,” said Cicero, 90, dressed in his trademark denim overalls, his white hair bare of the usual gimme cap. “It learned me that you can live without some things.”

In 1947, the Rusts bought 160 acres in Blanco County. Two years later, they purchased 117 more. In 1950, Olla bore their only child, C.A. Rust III.

While we visited, I glanced now and then at Olla, 91, who lay staring at the wall. Three times a week, a home health care worker bathed and fed her. A physical therapist came, too. But it’s Cicero—her devoted partner in life—who tended to all her needs.

For a while, Olla lived in a nursing home. But when staff used restraints to keep her in bed, Cicero brought his wife back home to the one-room cabin. He learned the correct way to lift her, bathe her, what to feed her and when.

“I can take care of her myself,” Cicero said. “And I still ranch, too.”

As I drove away, my eyes teared up as I thought about Olla and Cicero—about the vastness and strength of a love that endures and refuses to give up. That tenderly cares and nurtures, even when the caring can’t be returned. That selflessly trades the luxuries of a spacious home for a simple cabin.

Now *that’s* true love straight from the heart. ■

GRAB YOUR PIECE OF AMERICA'S SILVER LEGACY



**99.9%
Fine Silver
Bars**

Actual size is
30.6 x 50.4 mm

FILL YOUR VAULT WITH MORGAN SILVER BARS

Not only are these hefty bars one full Troy ounce of real, .999 precious silver, they're also beautiful, featuring the crisp image of a Morgan Silver Dollar struck onto the surface. That collectible image adds interest and makes these Silver Bars even more desirable. Minted in the U.S.A. from shimmering American silver, these one-ounce 99.9% fine silver bars are a great alternative to one-ounce silver coins or rounds. Plus, they offer great savings compared to other bullion options like one-ounce sovereign silver coins. Take advantage of our special offer for new customers only and save \$10.00 off our regular prices.

Morgan Silver Dollars Are Among the Most Iconic Coins in U.S. History

What makes them iconic? The Morgan Silver Dollar is the legendary coin that built the Wild West. It exemplifies the American spirit like few other coins, and was created using silver mined from the famous Comstock Lode in Nevada. In fact, when travelers approached the mountains around the boomtown of Virginia City, Nevada in the 1850s, they were startled to see the hills shining in the sunlight like a mirror. A mirage

caused by weary eyes? No, rather the effect came from tiny flecks of silver glinting in the sun.

A Special Way For You to Stock Up On Precious Silver

While no one can predict the future value of silver in an uncertain economy, many Americans are rushing to get their hands on as much silver as possible, putting it away for themselves and their loved ones. You'll enjoy owning these Silver Bars. They're tangible. They feel good when you hold them, You'll relish the design and thinking about all it represents. These Morgan Design One-Ounce Bars make appreciated gifts for birthdays, anniversaries and graduations, creating a legacy sure to be cherished for a lifetime.

Order More and SAVE

You can save \$10.00 off our regular price when you buy now. There is a limit of 25 Bars per customer, which means with this special offer, you can save up to \$250.

Hurry—Secure Yours Now

Call right now to secure your .999 fine silver Morgan Design One-Ounce Silver Bars. You'll be glad you did.



One-Ounce Silver Morgan Design Bar \$97.95 ea.

Special offer - \$87.95 ea. +s/h

SAVE \$10 - \$250

Limit of 25 bars per customer

**BUY MORE
SAVE MORE!**

**Free 1-oz Silver Bullet -
.45 Caliber Pistol Round Replica
with every order over \$599
(Over a \$100 value!)**



FREE SHIPPING over \$99!

Limited time only. Product total over \$99 before taxes (if any). Standard domestic shipping only. Not valid on previous purchases.

SPECIAL CALL-IN ONLY OFFER

1-888-201-7144

Offer Code MSB388-38
Please mention this code when you call.

GOVMINT

GOVMINT • 1300 Corporate Center Curve, Dept. MSB388-38, Eagan, MN 55121

GOVMINT® is a brand of Asset Marketing Services, LLC (AMS). AMS is a retail distributor of coin and currency issues and is not affiliated with the U.S. government. The collectible coin market is unregulated, highly speculative and involves risk. Prices, facts, figures and populations deemed accurate as of the date of publication but may change significantly over time. All purchases are expressly conditioned upon your acceptance of our Terms and Conditions (www.amsi-corp.com/terms-conditions); to decline, return your purchase pursuant to our 30 day Return Policy (www.amsi-corp.com/product-return-policy). ©2025 Asset Marketing Services, LLC.

SAVE ON WINDOWS AND DOORS!

\$400 OFF EACH WINDOW¹

MINIMUM PURCHASE OF 4

\$850 OFF EACH DOOR¹

MINIMUM PURCHASE OF 4

AND

NO Money Down | NO Monthly Payments | NO Interest for 12 months¹

MINIMUM PURCHASE OF 4 - INTEREST ACCRUES DURING PROMOTIONAL PERIOD BUT IS WAIVED IF PAID IN FULL WITHIN 12 MONTHS

★★★★★ 4.7 OUT OF 5 BASED ON 95,000+ REVIEWS


"My overall experience was great. I love the window, and from sales to scheduling, the experience was very good. The installers are highly skilled professionals and I would recommend Renewal by Andersen to all my contacts."

LYNN F. | RENEWAL BY ANDERSEN CUSTOMER



KEEP THE HEAT IN AND THE COLD AIR OUT!

Solving your window problems and having a comfortable home is easy and enjoyable when you choose Renewal by Andersen. Take advantage of this great offer to save money on your window project - and help save on high energy bills for years to come!



Offer Ends March 31

Call for your **FREE** consultation.

855-614-6674

Visit findyourwindow.com



RENEWAL
by ANDERSEN
FULL-SERVICE WINDOW & DOOR REPLACEMENT



¹DETAILS OF OFFER: Offer expires 3/31/2026. Not valid with other offers or prior purchases. Get \$400 off each window and \$850 off each entry/patio door and 12 months no money down, no monthly payments, no interest when you purchase four (4) or more windows or entry/patio doors between 2/1/2026 and 3/31/2026. Subject to credit approval. 12-month Promo Period: while no payments are due, interest accrues but is waived if the loan is paid in full before the Promo Period expires. Any unpaid balance owed after the Promo Period, plus accrued interest, will be paid in installments based on the terms disclosed in the customer's loan agreement. Financing is provided by various financial institutions without regard to age, race, color, religion, national origin, gender, or familial status. Savings comparison based on purchase of a single unit at list price. Available at participating locations and offer applies throughout the service area. See your local Renewal by Andersen location for details. License numbers available at renewalbyandersen.com/license. Some Renewal by Andersen locations are independently owned and operated. *Values are based on comparison of Renewal by Andersen® double-hung window U-Factor to the U-Factor for clear dual-pane glass non-metal frame default values from the 2006, 2009, 2012, 2015, and 2018 International Energy Conservation Code "Glazed Fenestration" Default Tables. Military discount applies to all active duty, reserves, national guard, veterans, and retired military personnel. Eligibility will be verified through SheerID. Military discount equals \$300 off your entire purchase and applies after all other discounts, only valid on initial visit, no minimum purchase required. *Renewal by Andersen® and all other marks where denoted are trademarks of their respective owners. © 2026 Andersen Corporation. All rights reserved. RBA14201